

The background of the slide is a photograph of a modern, multi-story apartment building with balconies, rendered in a semi-transparent orange color. The building is set in an urban environment with trees and a paved area in the foreground where some people are walking. The overall color scheme is dominated by shades of orange and yellow.

CORDIA

FY2025 Results and Outlook (Polish Bond Program)

May 2026



CORDIAPOLSKA.PL
CORDIAHOMES.COM

DISCLAIMER

This Presentation and the associated slides and discussion may contain forward-looking statements. These statements are naturally subject to uncertainty and changes in circumstances. "Presentation" means this document, its contents or any part of it, as well as any oral presentation, any question or answer session and any written or oral material discussed or distributed during meetings carried out in connection with this document. Neither this Presentation nor any part of it constitutes a contract, nor may it be used for incorporation into or construction of any contract or agreement. This Presentation may include forward-looking statements about revenue and earnings of CORDIA and about matters such as its industry, business strategy, goals and expectations concerning its market position, future operations, margins, profitability, capital expenditures, capital resources and other financial and operating information. These forward-looking statements – is any - may include, but are not limited to, those regarding capital employed, capital expenditure, cash flows, costs, savings, debt, demand, depreciation, debt, disposals, dividends, earnings, efficiency, gearing, growth, improvements, investments, margins, performance, development projects, prices, production, productivity, profits, reserves, returns, sales, special and exceptional items, strategy, synergies, tax rates, trends, value, volumes, and the effects of CORDIA group merger and acquisition activities. These forward-looking statements are subject to risks, uncertainties and other factors, which could cause actual results to differ materially from those expressed or implied by these forward-looking statements. These risks, uncertainties and other factors include, but are not limited to developments or changes in legal regulations, foreign exchange rates, real estate prices, construction costs, political stability, economic growth and the completion of on-going transactions and development projects, covid-19 situation, cyclical residential market, taxation, labor force, materials, access to financing, development market, CORDIA's management, subcontractors, local regulations, etc.. Many of these factors are beyond CORDIA's ability to control or predict. Given these and other uncertainties, you are cautioned not to place undue reliance on any of the forward-looking statements contained herein or otherwise. The financial information contained herein may include items which are not defined under the International Financial Reporting Standards as adopted by the European Union (IFRS-EU) and which are considered to be "alternative performance measures". CORDIA does not undertake any obligation to release publicly any revisions to these forward-looking statements (which speak only as of the date hereof) to reflect events or circumstances after the date hereof or to reflect the occurrence of unanticipated events, except as maybe required by applicable securities laws. Statements and data contained in this Presentation and the associated slides and discussion, which relate to the performance of CORDIA in this and future years, represent plans, targets, or projections. All figures may be subject to change or vary as they are plans, estimations or pro-forma projections except.

This Presentation, the data and the individual structuring of them contained in this presentation form the intellectual property of CORDIA International Ingtatlanfejlesztő Zártkörűen Működő Részvénytársaság and its subsidiaries, in particular CORDIA Management Poland Sp. z o.o., therefore their confidential handling is explicitly required and may not be reproduced in any form, used or further distributed to any other person or published, in whole or in part, for any purpose without the express and prior written consent of CORDIA. Failure to comply with this obligation may constitute a violation of applicable securities laws and/or may result in civil, administrative or criminal penalties. No responsibility or liability is accepted by any person for any of the information or for any action taken by you or any of your officers, employees, agents or associates on the basis of the information included in this Presentation.

AGENDA

1. HIGHLIGHTS
2. MARKET OVERVIEW
3. CORDIA INTERNATIONAL – OPERATING RESULTS
4. CORDIA POLAND – OPERATING RESULTS
5. FINANCIAL OVERVIEW
6. MARKET OUTLOOK & STRATEGY
7. APPENDIX

1. HIGHLIGHTS



Handovers & Sales

1 059 units sold

18% y/y

504 units delivered

(48% y/y)

Gross Profit

34,9% margin in FY2025

vs 34,6% margin FY2024

PLN 212,5m

vs PLN 357,8m in FY2024

Operational expansion

2 266 ongoing units

31% y/y

with 152 185 NSA

43% y/y

Secure Leverage

Consolidated Leverage Ratio

23,9% eoy 2025 vs **20,7%** eoy 2024

Issuer's Debt to Equity Ratio

0,77 eoy 2025 vs **0,33** eoy 2024

High liquidity

Record cash of **PLN 1 376,1m**

Reserves for bond and loan
repayment and future investments

of PLN 2 513,8m

Market improvement

Prices increasing (HU)/ increase (PL)

Demand strong (HU)/ stable (PL)

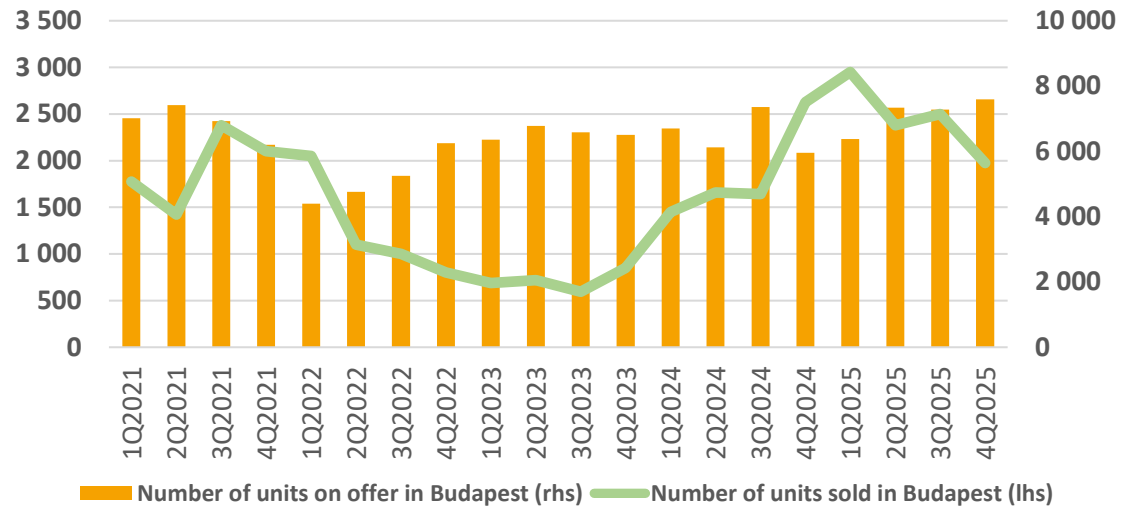
Slight increase of construction costs

2. MARKET OVERVIEW



PRIMARY RESIDENTIAL MARKET IN BUDAPEST

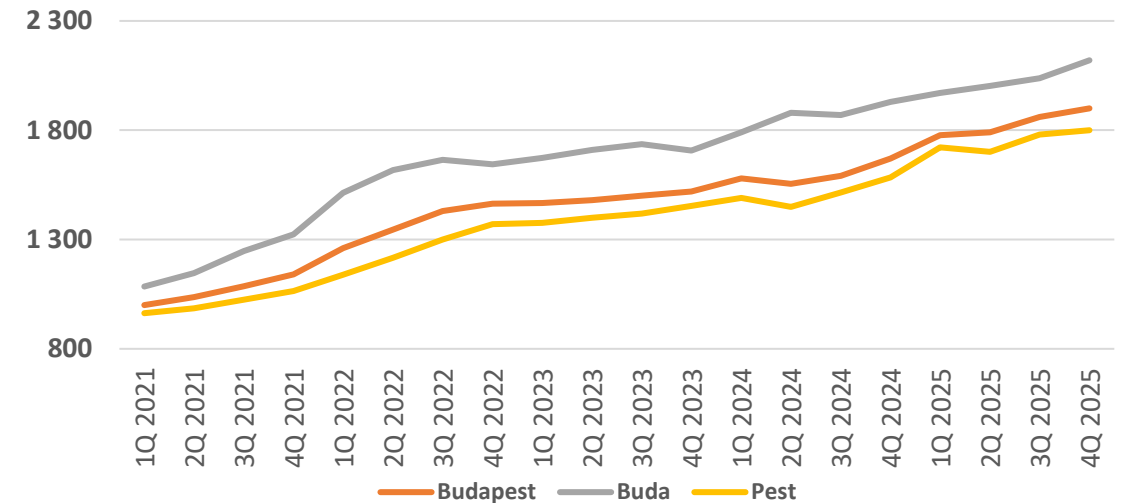
New build apartments market size in Budapest



Source: CORDIA Group

- Total sales in 2025 reached approximately 9 800 units, representing a 32.9% y/y increase, reflecting resilient buyer interest.
- Despite a natural correction in 4Q 2025 to 1 970 units sold, market activity remained 27.1% above the long-term average 1 550 units, highlighting the market's sustained momentum.
- Easing credit conditions, bolstered by the CSOK Plus subsidy programme—which includes a 10% down payment option for first-time buyers, effectively unlocked deferred demand.
- The number of units available for sale reached a 10-year high of around 7 600 units by year-end 2025, representing a 27.6% annual increase.

Average offer price per sqm on primary market (tHUF)

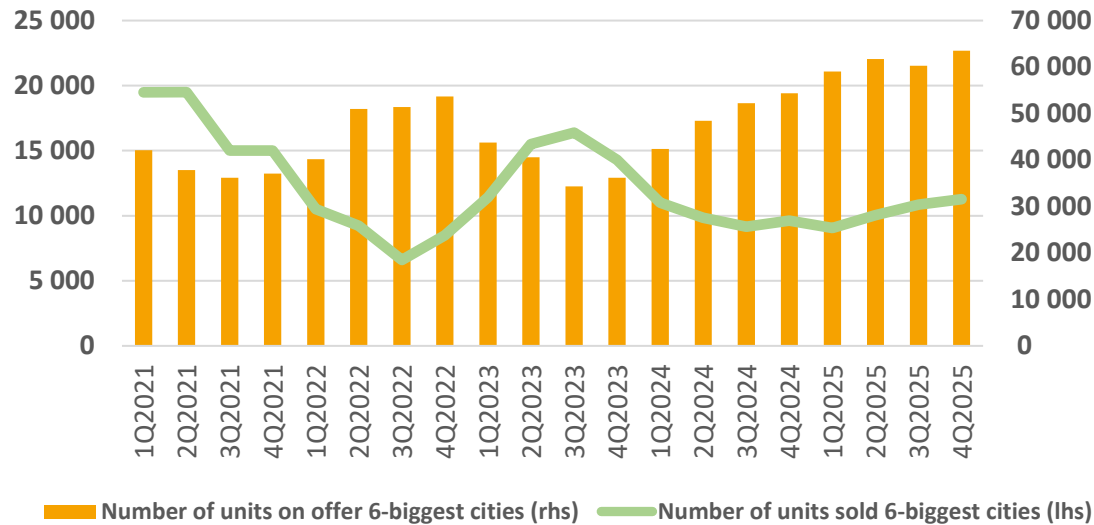


Source: CORDIA Group

- Primary market prices maintained a steady upward trajectory throughout 2025, with the average asking price reaching 1 900 tHUF per sqm (PLN 20,8t) in December — a 13.8% annual appreciation compared to 1 670 tHUF per sqm (PLN 18,3t) in December 2024.
- The average price on the Buda side reached 2 120 tHUF per sqm (PLN 23,3t), marking a 9.8% annual uptick from the 1 930 tHUF (PLN 21,2t) recorded at year-end 2024.
- In Pest, the average asking price climbed to 1 800 tHUF per sqm (PLN 19,7t), driven by a 13.6% increase from the 1 584 tHUF (PLN 17,4t) at the close of 2024.

PRIMARY RESIDENTIAL MARKET IN POLAND

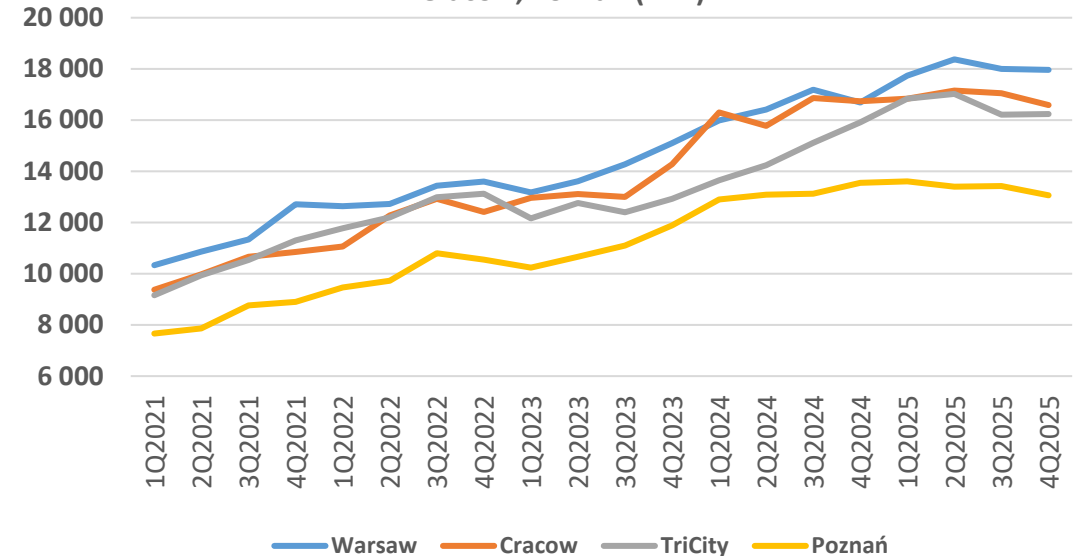
New build apartments market size in 6 biggest cities in Poland (Warsaw, Cracow, TriCity, Wroclaw, Poznan, Lodz)



Source: JLL

- Sales volumes across Poland's 6 biggest cities (Warsaw, Cracow, Wrocław, TriCity, Łódź, Poznań) reached approximately 41 200 units in 2025, reflecting a 4.0% annual recovery according to JLL's *Residential Market in Poland* report.
- An improved macro backdrop and 125 bps in cumulative rate reductions since May drove a 20.9% y/y surge in new mortgage originations, with fresh lending accounting for 80% of this growth, according to BIK data.
- Market performance diverged by location, as growth in Tricity and Warsaw offset minor contractions in Poznan and Cracow.
- Number of units on offer across Poland's 6 biggest cities reached a record-high 63 500 by year-end 2025, up 14.0% y/y.

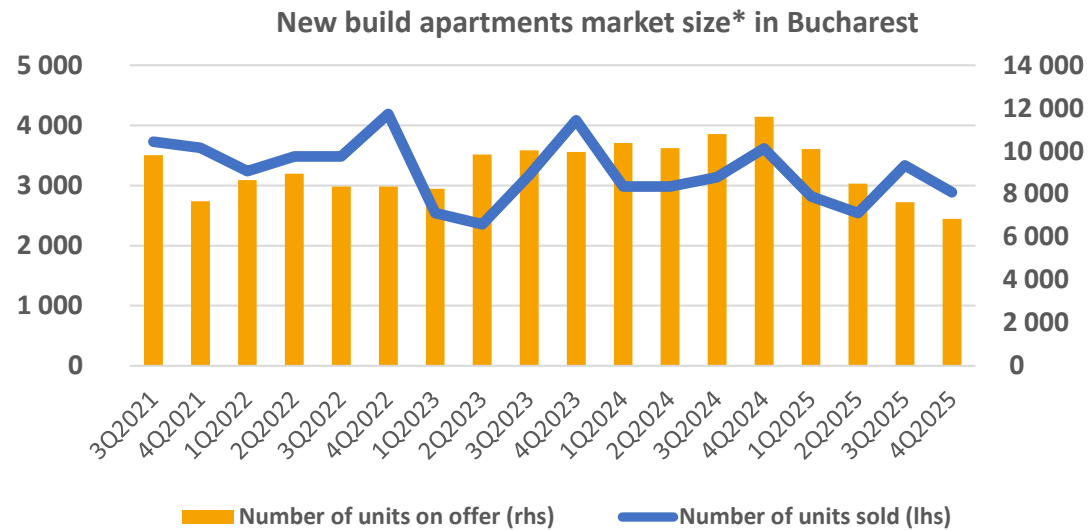
Average new-build transaction price per sqm in Warsaw, TriCity, Cracow, Poznan (PLN)



Source: JLL

- Average prices in the primary market showed signs of stabilisation at the end of 2025, as the previous broad-based rally transitioned into divergent city-level trends and modest corrections.
- As in the prior year, two key cities continue to lead in residential price growth over the last 12 months. In Q4 2025, Warsaw recorded the strongest price growth, with average transaction prices increasing by 7.7% year-on-year to PLN 17 966/sqm, while Tricity saw a more moderate 2.1% increase to PLN 16 236/sqm.

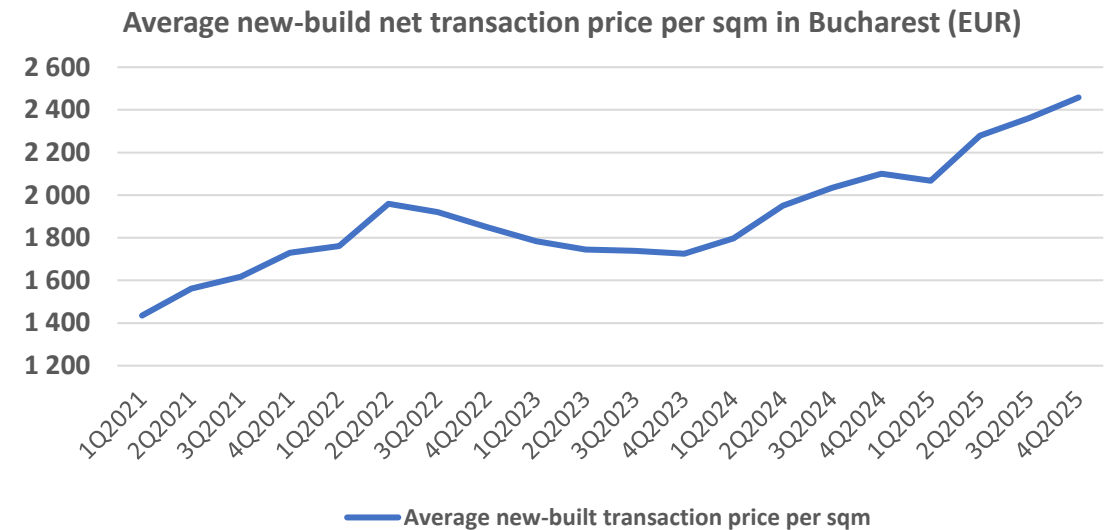
PRIMARY RESIDENTIAL MARKET IN BUCHAREST



Source: iO Partners, CORDIA Group

*Number of units sold based on estimation that 25% of ANCPi transaction registered are new-build units. Data of National Agency of Real Estate Advertising and Cadaster (ANCPi) include all residential transactions (secondary market, land, detached houses etc.)

- In 2025, according to Group's estimation, a total of 11 580 new residential units were sold in Bucharest, marking a 9.0% decrease y/y compared to 12 720 units sold in 2024.
- This slight decrease can be attributed to an unfavourable macroeconomic environment, including a VAT hike to 21.0% (vs 19.0% previously), persistent inflation, and restrictive borrowing conditions.
- Residential supply reached approximately 6 850 units by end-2025. This limited inventory was driven by a low volume of new project launches and permitting delays, resulting in a tight absorption period of 2,4 quarters.

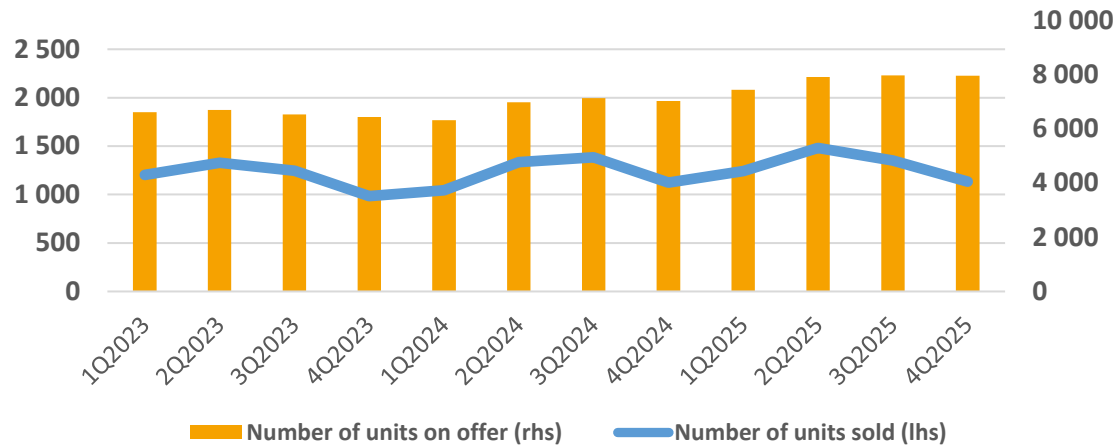


Source: iO Partners

- Primary market transaction prices in Bucharest reached 2 458 EUR (PLN 10,4t) per sqm by the end of 2025, marking a 17.0% increase compared to 2 101 EUR (PLN 8,9t) at year-end 2024.
- Residential property prices in Bucharest reached a new peak in Q4 2025, supported by heightened demand ahead of the VAT hike and persistent supply constraints. The upward trend was further reinforced by limited inventory and ongoing construction cost inflation.

RESIDENTIAL MARKET IN COSTA DEL SOL

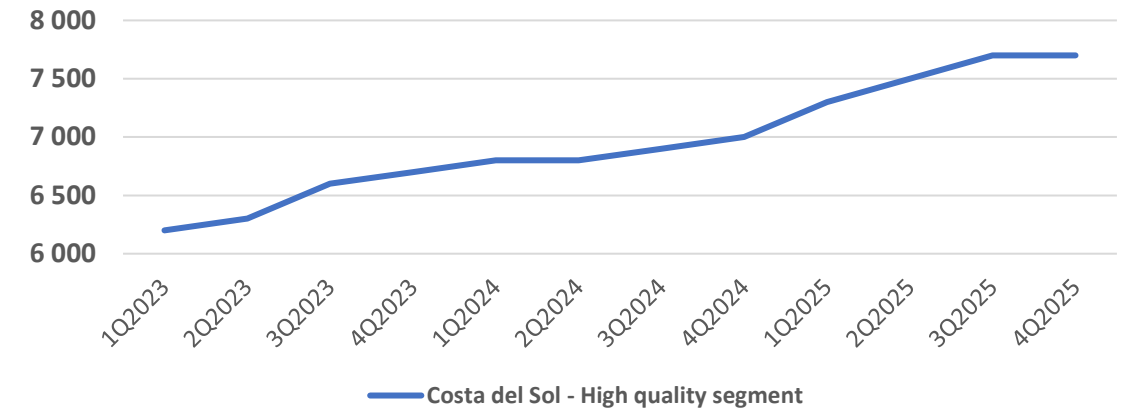
New-build apartment market size in Costa del Sol



Source: CAI Soluciones de Ingenieria

- Effective from this presentation, our analysis transitions to a new data source that ensures a more precise and timely reflection of market trends. Due to timing and project classification discrepancies, the current figures are not directly comparable to the previous MITMA dataset.
- Housing stock in Costa del Sol hit a record 7 950 units at the end of 2025 (+13.2% y/y), supported by increased developer activity with new supply up 12.0% y/y. The theoretical absorption period reached 6.1 quarters.
- Market dynamics remain driven by resilient domestic and international demand amid improving macro conditions and easing financing costs.

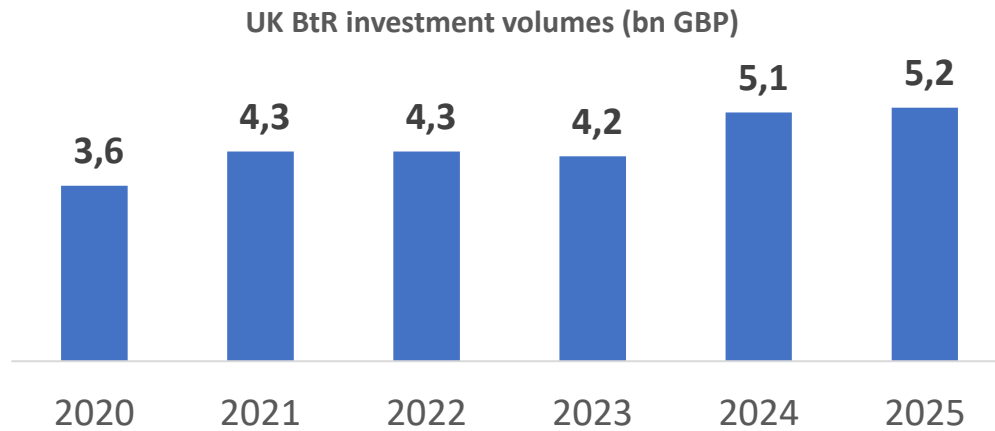
New-build apartment transaction prices per sqm in the high-quality segment in Costa del Sol



Source: CAI Soluciones de Ingenieria

- According to data provided by CAI Soluciones, we are introducing an inaugural continuous time series for Costa del Sol pricing, providing a more robust and cohesive benchmark than the previously fragmented project-level data.
- Average transaction prices in Costa del Sol's high-quality primary segment—the Group's core positioning—reached EUR 7,700 per sqm (PLN 32,5t) in Q4 2025, up 10.0% y/y. This reflects a 24.0% appreciation since Q1 2023, driven by sustained demand for premium residential assets in the region.
- The market is showing signs of maturity, characterised by stable sales trends and a shift toward high-end products for more affluent buyers.

BtR MARKET IN THE UK AND MACROECONOMIC ENVIRONMENT



Source: CORDIA Group

- BtR investment volume in the UK reached a new record of 5,2 billion GBP in 2025, slightly exceeding the 5,1 billion GBP recorded in the previous year.
- The Bank of England reduced its key policy rate to 3.75% following a moderation in inflation, although debt costs remained elevated by historical standards.
- According to Zoopla, annual rental growth for new lets increased by 1.9% in 2025 (vs 3.0% in 2024).
- Rental stock levels rose toward the end of the year compared to 2024, but remained 23% below pre-pandemic levels, supporting continued scarcity in the market.

Macroeconomic environment

Macroeconomic indicator	Hungary	Poland	Romania	Spain	UK
Real GDP in 2025 % y/y	0.5%	3.6%	0.7(p)%	2.8 (p)%	1.3%
Inflation – HICP in Dec 2025 % y/y	3.3%	2.5%	8.6%	3.0%	3.6%
Unemployment Rate in Dec 2025	4.5%	3.2%	6.0%	10.0%	5.2%*
Central Banks key base rates (March 2026)	6.25%	3.75%	6.5%	2.65%	3.75%

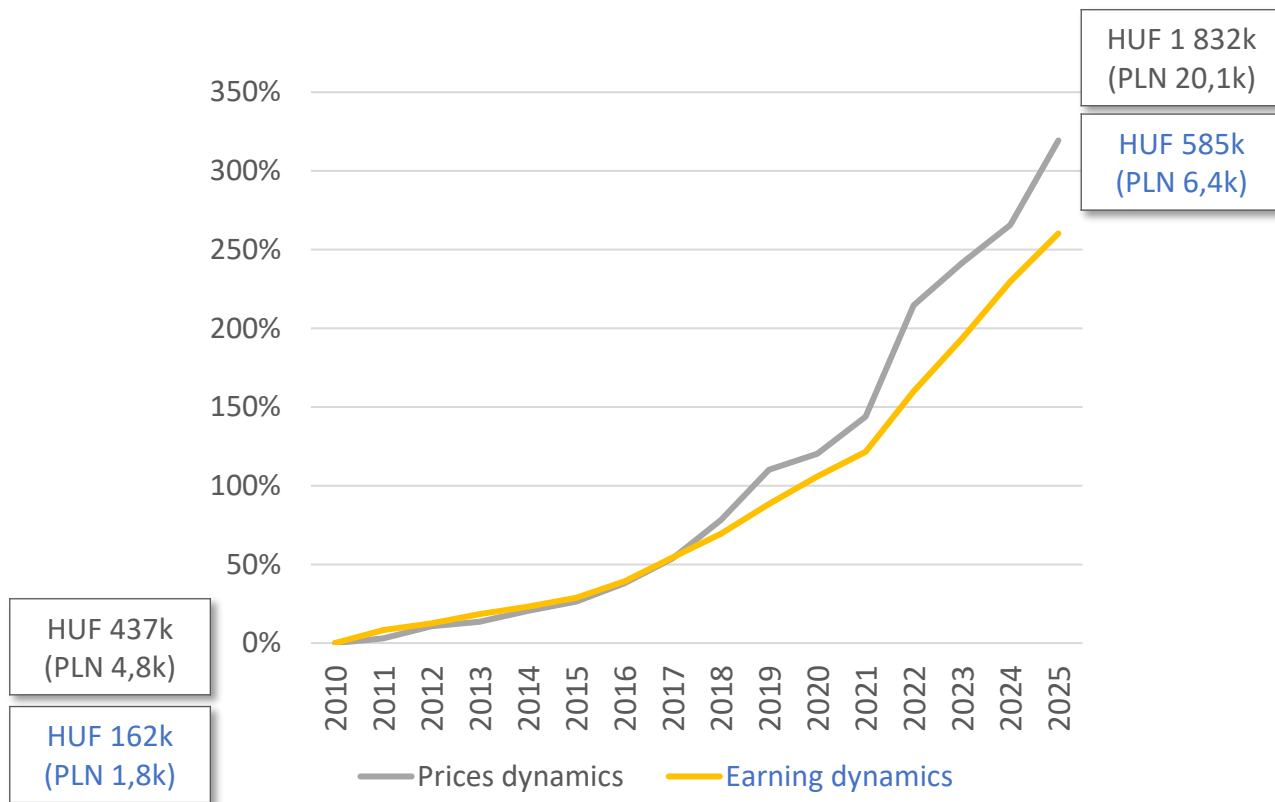
For the period Oct-Dec 2025

Source: Eurostat, National Statistical Offices, Bloomberg

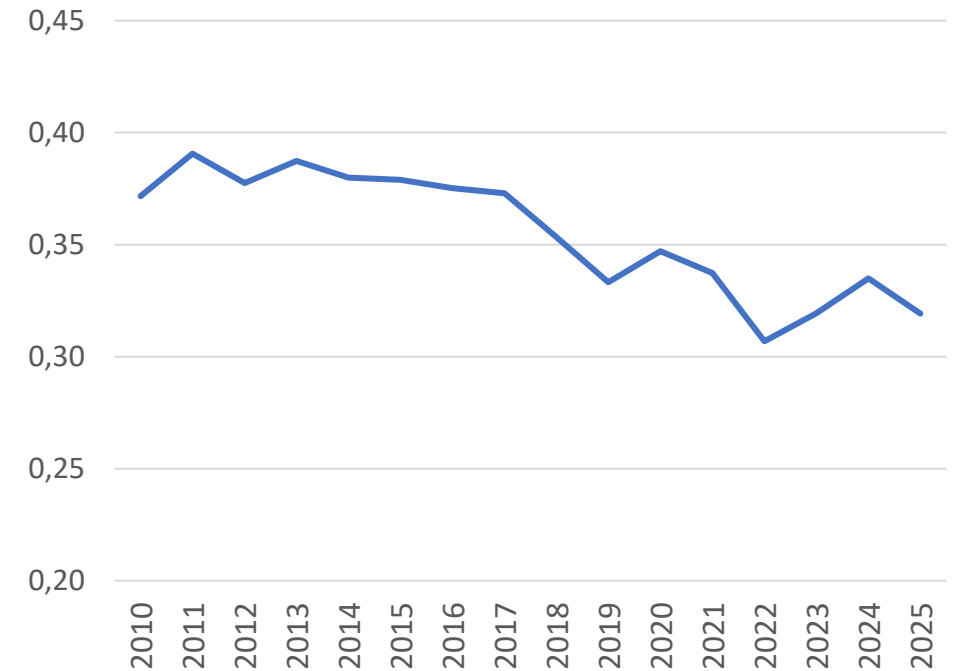
- **GDP:** Following a broad recovery in 2024, the 2025 environment saw growing divergence, with Poland and Spain emerging as resilient leaders with GDP growth of 3.6% and 2.8%, respectively.
- **Inflation & Policy:** Regional inflation diverged as Poland hit a stable 2.5% while Romania faced pressure at 8.6%, leading to targeted rate cuts in Poland and the UK (3.75%) vs. higher rates elsewhere.
- **Labour Markets:** Despite general softening across the footprint, Poland and Hungary remained resilient, while Spain stood out by continuing its multi-year decline in unemployment to 10.0%.

AFFORDABILITY OF FLATS IN BUDAPEST

Budapest – apartment prices vs net salary % growth since 2010 (annual average)



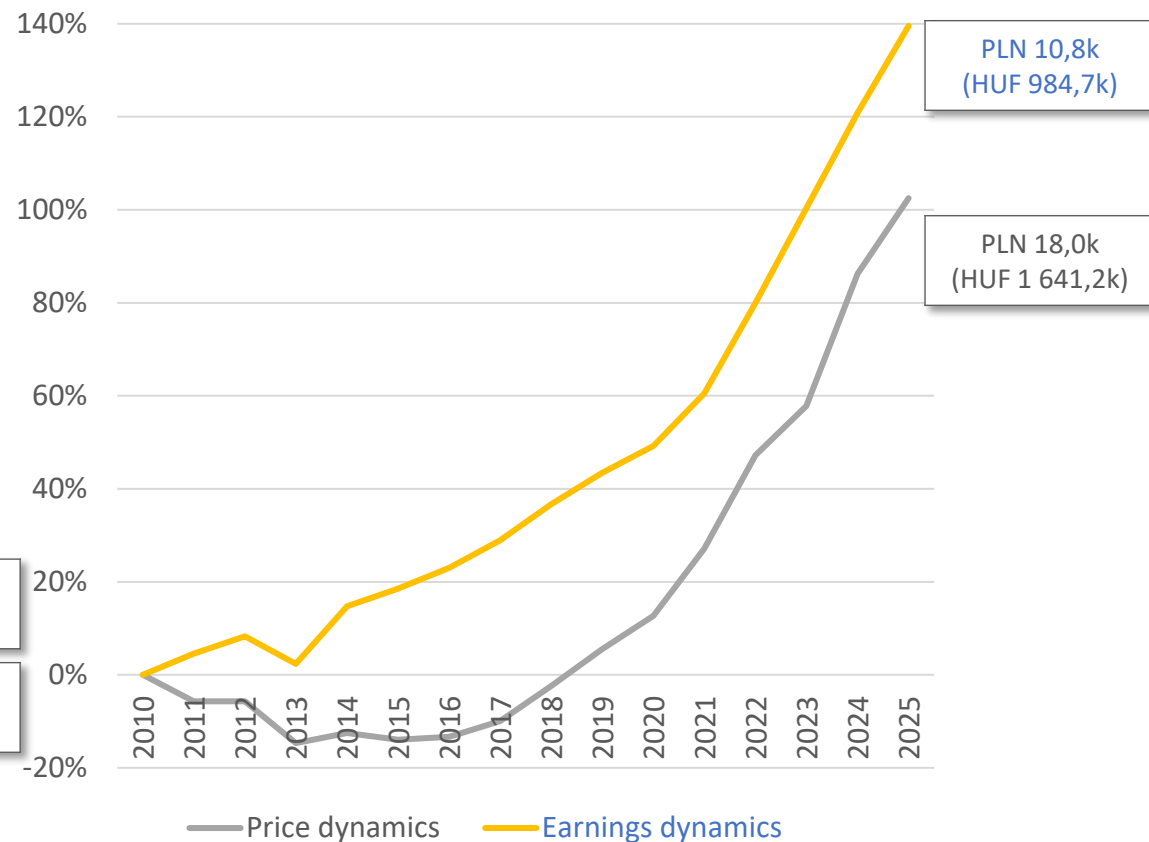
Budapest average net salary monthly / new apartment sqm price ratio



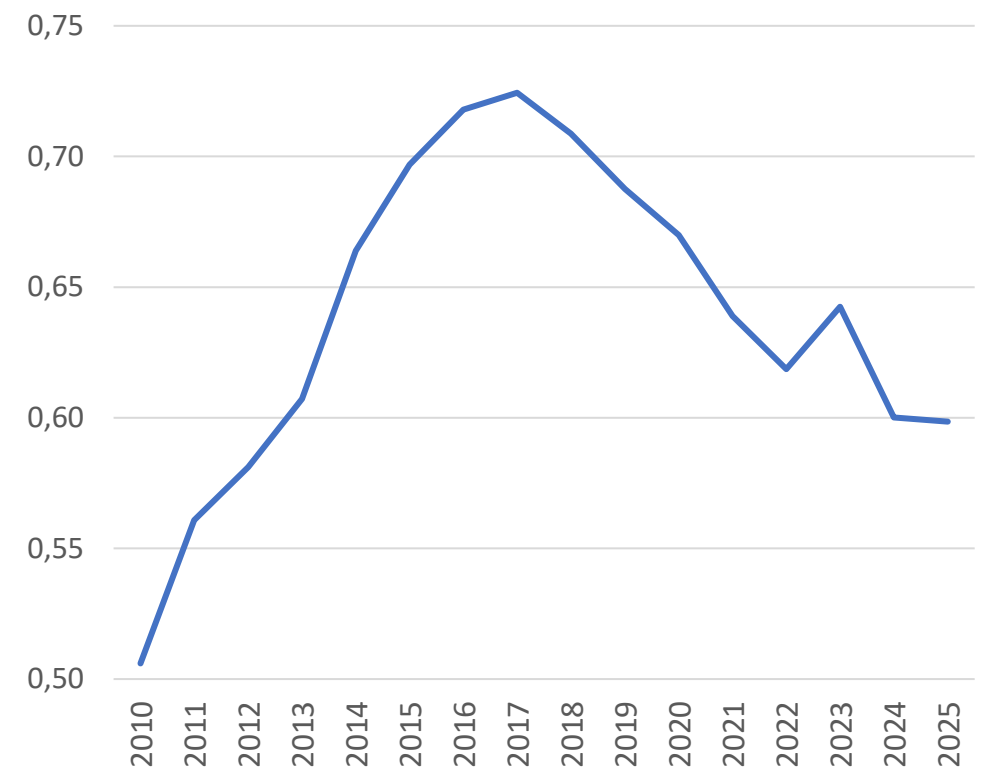
Source: Hungarian and Polish Central Statistical Offices, CORDIA Group, JLL

AFFORDABILITY OF FLATS IN WARSAW

Warsaw – apartment prices vs gross salary % growth since 2010 (annual average)






Warsaw average gross salary in enterprises monthly / new apartment sqm price ratio



Source: Polish Central Statistical Office, JLL

CURRENT PRICES AND COSTS ON KEY MARKETS

			
	Budapest	Warsaw ²⁾	Bucharest ²⁾
Average gross price / sqm of unit ¹⁾	20 840 PLN	17 966 PLN	14 760 PLN ⁶⁾
Average construction net hard cost / sqm of units ¹⁾	10 750 PLN	8 000 PLN	7 190 PLN
Average land net cost / sqm of unit ¹⁾	2 742 PLN	5 750 PLN	2 319 PLN
Typical payment schedule	25% on construction start / 75 % on handover	stage payment	15% on preliminary agreement / 85% after construction end
Typical reservation and cancellation fee	reservation up to 6 400 EUR / cancellation fee up to 25%	cancellation fee 4% after preliminary agreement	15%, customer loses reservation fee
# of New Units sold Yearly 3y average (Last 12m)	6 679 (9 803)	15 346 (14 064)	12 149 (11 580)
Price per sqm y/y growth (4Q 2025)	+20%	+8%	+2%
Av. Monthly Net Earnings in 2025 (growth y/y)	6 416 PLN (+10%)	7 682 ⁴⁾ PLN (+8%)	5 785 ⁷⁾ PLN (+6%)
VAT for residential units	5% ⁵⁾ /27%	8%	21%

1) recalculated to usable area per sqm
 2) for apartments up to EUR 120 000
 3) for apartments up to 150 sqm

2) prices for shell and core; in Budapest price includes fit outs
 4) earnings in enterprise sector
 5) premium segment

7) average salary as of October 2025

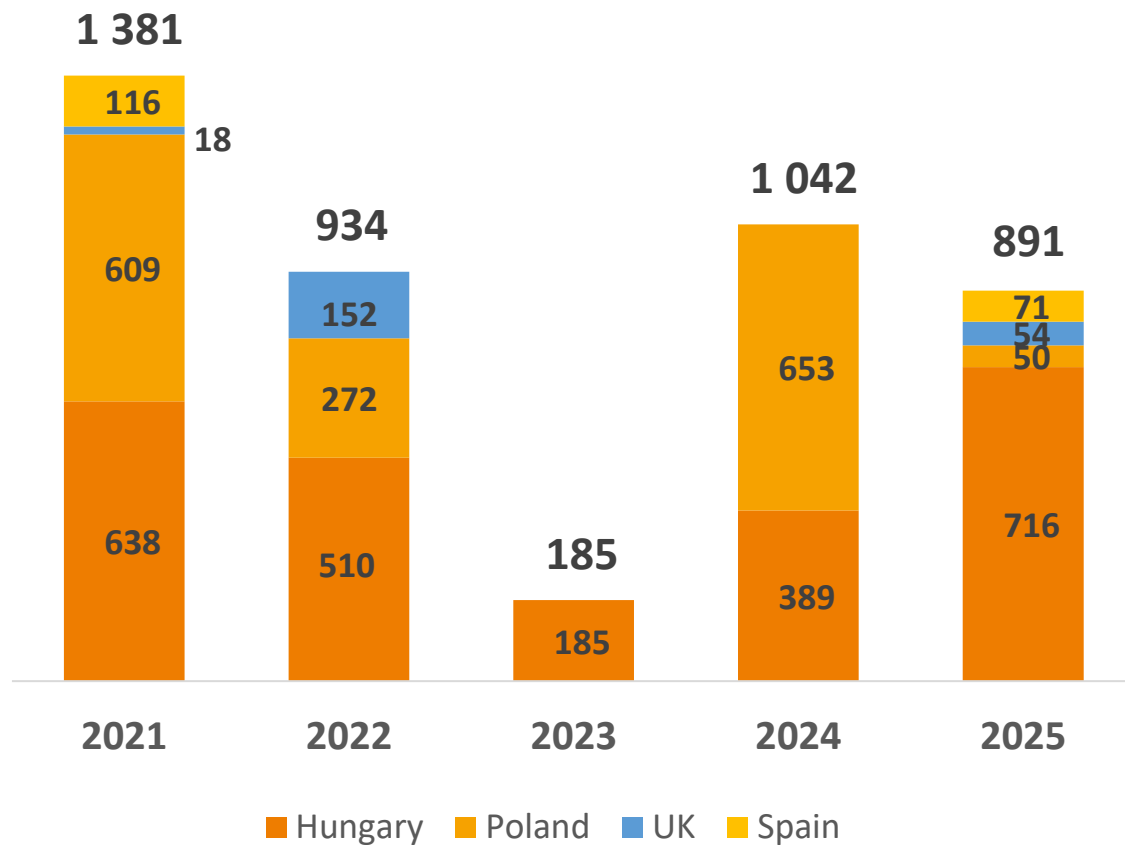
3. CORDIA INTERNATIONAL OPERATING RESULTS



CORDIA UNITS UNDER CONSTRUCTION STARTS IN LAST 5 YEARS

Stable volume of new project starts

No. of units



In 2025 Group successfully launched 9 projects across 4 different countries, with 66 918 sqm of NSA.

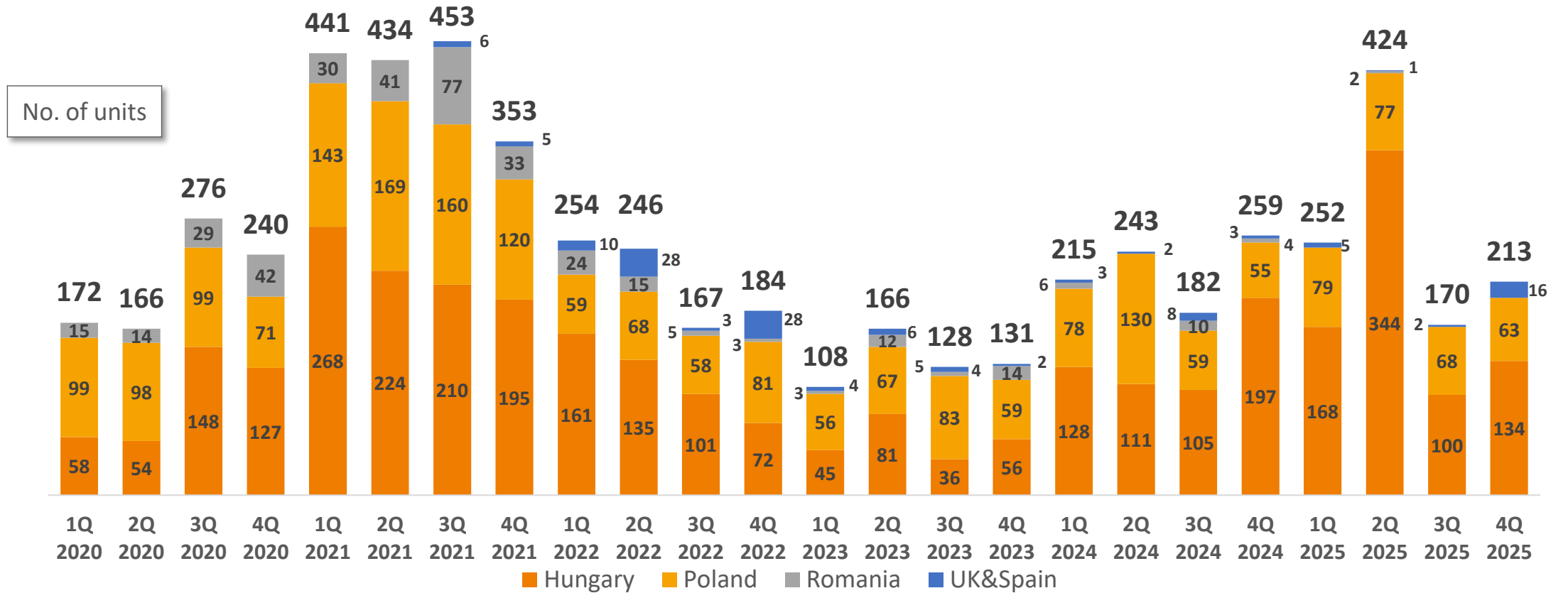
In Hungary, market emerged as the absolute volume driver, recording a massive 84% y/y growth and contributing over 80% of the total new pipeline.

Polish projects new launches offset by starts in Spain and the UK.

Units under construction starting at the end of period	2024	2025	Change
Hungary	389	716	84%
Poland	653	50	(92%)
UK	-	54	n/a
Spain	-	71	n/a
CORDIA Group	1 042	891	(14%)

CORDIA SALES VOLUMES QUARTERLY

Three-year high reached in 2Q 2025, driven by record performance in Hungary



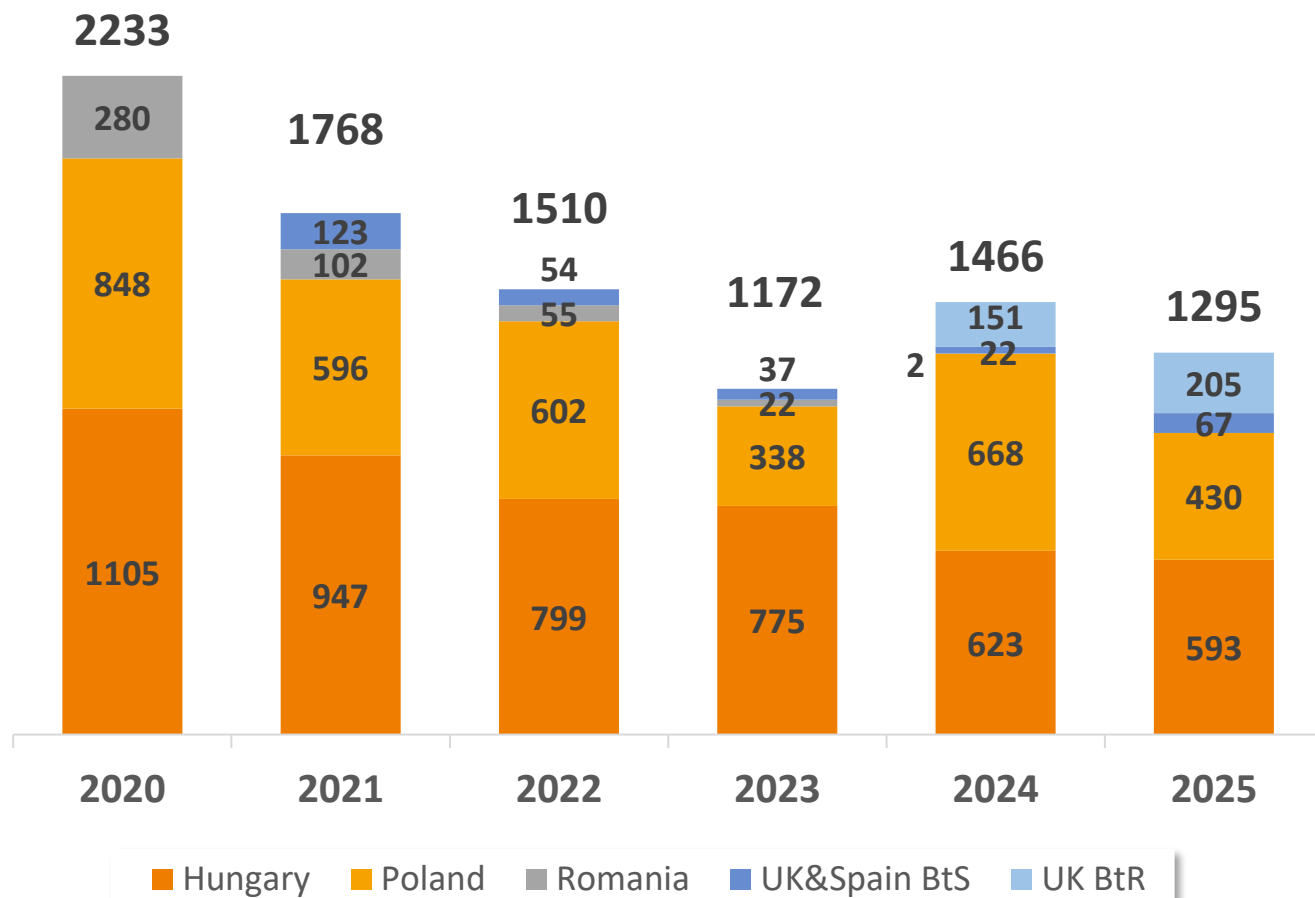
• Numbers for 1Q 2020 doesn't include sales of 103 units in Polnord (consolidation since 10.04.2020)

- Growth in Hungary of 38% y/y with a record-breaking performance in 2Q 2025
- Reliable base in Poland with resilient and steady sales
- FY 2025 Group sales up 18% y/y, reaching 1 059 units.

CORDIA UNITS AVAILABLE FOR SALE AT THE END OF FY2025

Geographically diversified portfolio of units for sale

No. of units



- **17 projects** under construction with active sales as at the end of 2025, including **2 BtR projects** in the UK.

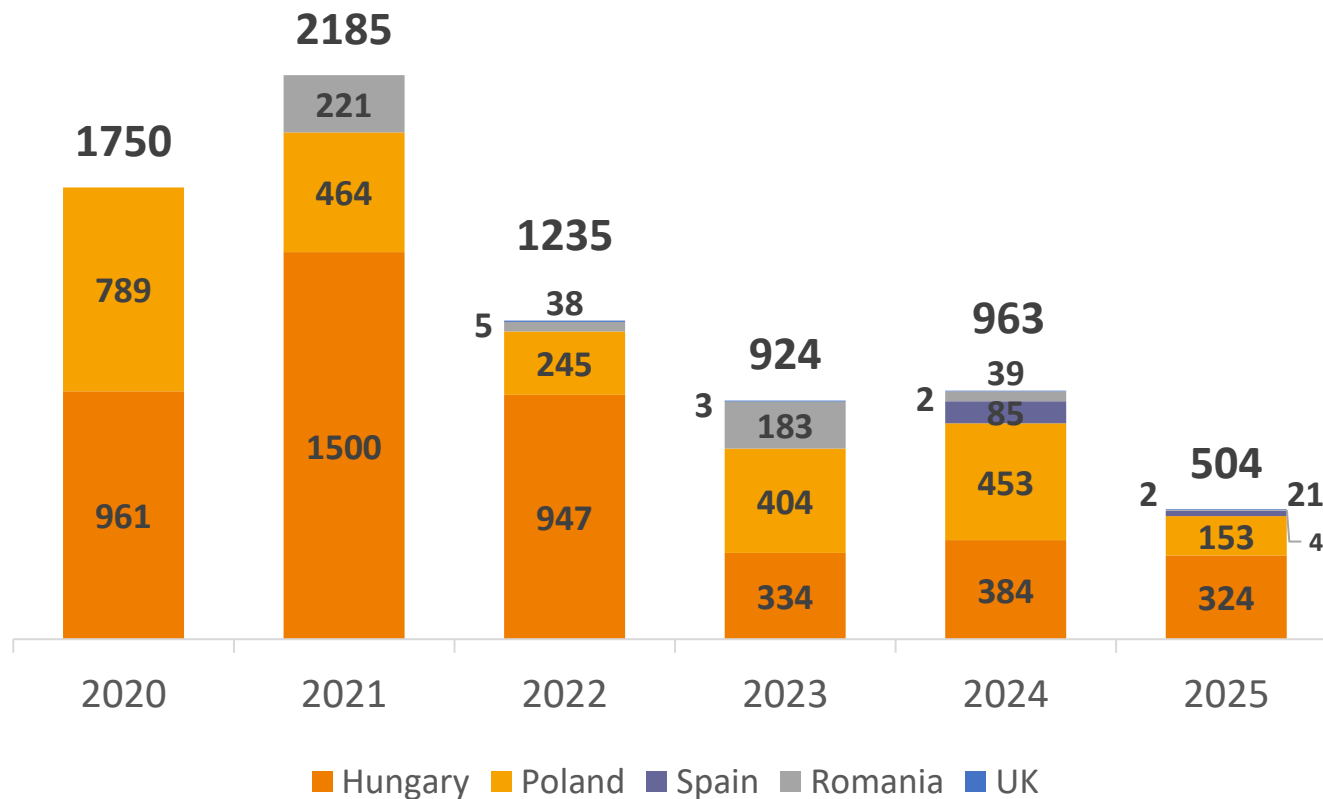
- Stable sales performance in 2025 with 1 090 units available for sale, and 205 in UK BtR projects.

Units available for sale	2024	2025	Change
Hungary	623	593	(5%)
Poland	668	430	(36%)
Romania	2	0	(100%)
UK&Spain - BtS	22	67	205%
UK BtR	151	205	36%
CORDIA Group	1 466	1 295	(12%)

CORDIA HANDOVERS IN FY2025

Bottom in handover resulting from cautious project starts in 2022-2023

No. of units



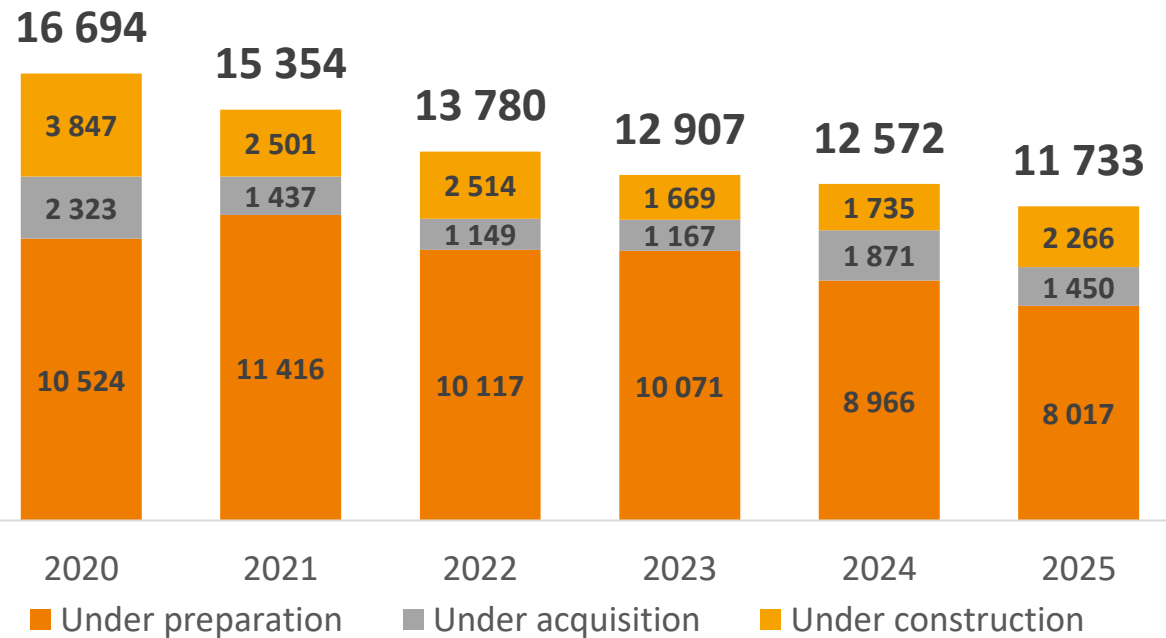
- Cautious project launches in 2022-2023 due to uncertain economic environment
- In FY2025, CORDIA finished 2 development projects in Hungary and received occupancy permits, starting the handover process to customers
- The primary markets were Hungary with 324 units and Poland with 153 units, accounting for the vast majority of Group activity

Handovers (units)	FY2024	FY2025	Change
Hungary	384	324	(16%)
Poland	453	153	(66%)
Romania	39	4	(90%)
Spain	85	21	(75%)
UK	2	2	-
CORDIA Group	963	504	(48%)

PROJECTS IN THE PIPELINE AT THE END OF 2025

Stable pipeline of 11 733 units due to new acquisitions

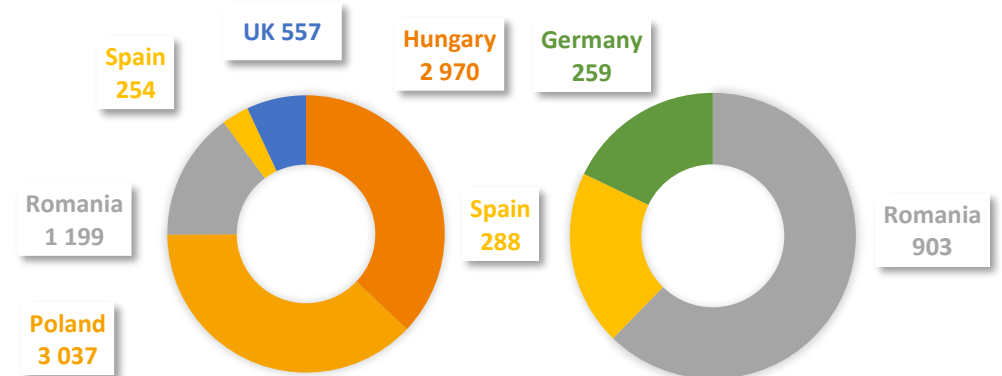
No. of units



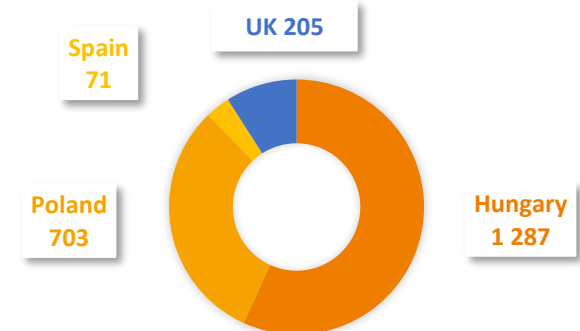
Our pipeline covers 7+ years of sales

In FY 2025, the number of units under construction increased by 31% year-on-year, reflecting accelerated execution across the project pipeline.

UNDER PREPARATION UNDER ACQUISITION



UNDER CONSTRUCTION



PIPELINE IN UNITS VS GDV AT THE END OF 2025

Pipeline in units

11 733 units



Under preparation Under construction Under acquisition

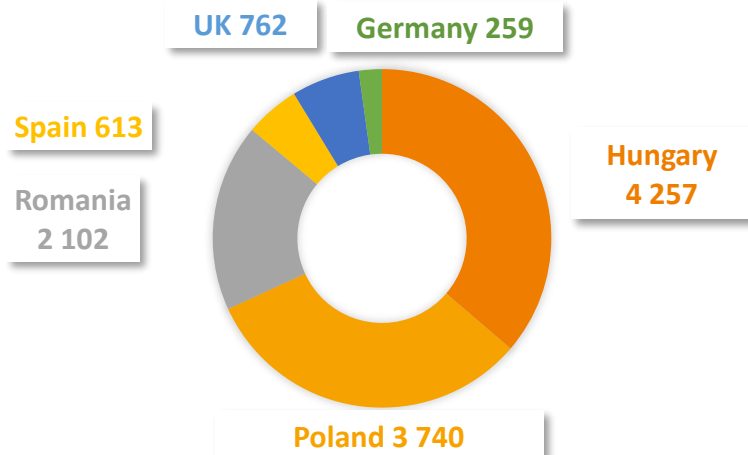
Pipeline in Gross Development Value

PLN 16,0 = EUR 3,8bn

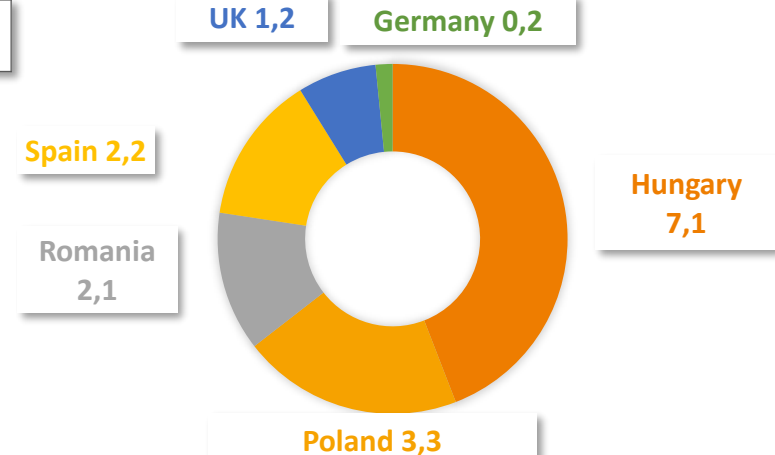


Under preparation Under construction Under acquisition

No. of units



PLN bn



KEY PROJECT – MARINA CITY



Marina City Phase A 1-3

Units: 557

NSA: 42 794 m²

Launched in: 2023-2025

Completion: 2027-2028

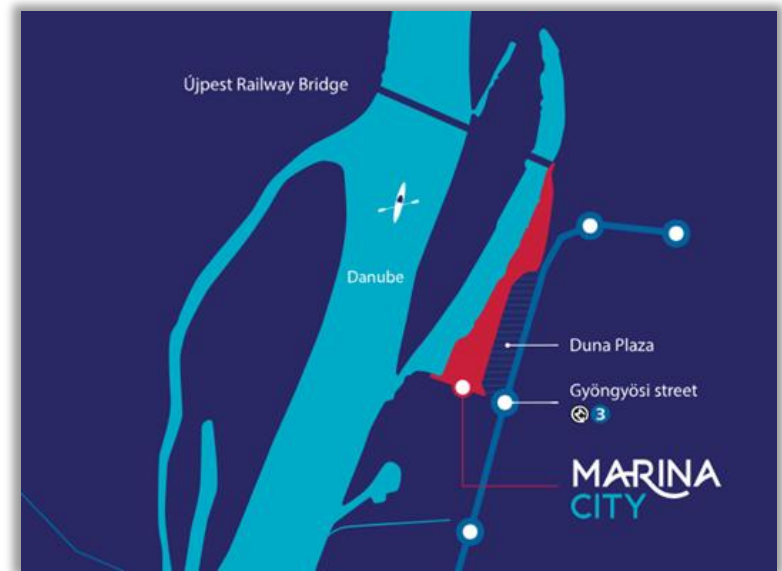
Units available for sale :
213

MARINA CITY – OUR FLAGSHIP PROJECT IN BUDAPEST

*Uniquely situated on the banks of
Danube, 15 min from the city center.*

- 1 200 meters of direct waterfront
- 90,000 m² car-free, green area
- Top quality infrastructure

>2 400 units; > 130 000 sqm NSA



ONGOING PROJECTS AT THE END OF 2025 (1/5)



Marina City Phases A1 – A3 (Right to Left)

Right Building: Phase A1

Middle Building: Phase A2

Left Building: Phase A3

Marina City Phase A1
City: **Budapest**
Units: **185** NSA: **14 049 m2**
Units available for sale: **58**
Planned completion: **2027**

Marina City Phase A2
City: **Budapest**
Units: **188** NSA: **14 317 m2**
Units available for sale: **70**
Planned completion: **2028**

Marina City Phase A3
City: **Budapest**
Units: **184** NSA: **14 428 m2**
Units available for sale: **85**
Planned completion: **2028**

ONGOING PROJECTS AT THE END OF 2025 (2/5)



Thermal Zugló 5
City: **Budapest**
Units: **198** NSA: **13 324m²**
Units available for sale: **78**
Planned completion: **2027**



Woodland II
City: **Budapest**
Units: **269** NSA: **15 941m²**
Units available for sale: **135**
Planned completion: **2027**

Source: Issuer

ONGOING PROJECTS AT THE END OF 2025 (3/5)



Sasad Resort Sky
City: **Budapest**
Units: **128** NSA: **9 788m2**
Units available for sale: **26**
Planned completion: **2026**

Sasad Resort Sungate I
City: **Budapest**
Units: **74** NSA: **5 340m2**
Units available for sale: **51**
Planned completion: **2028**



Sasad Resort Sungate II
City: **Budapest**
Units: **61** NSA: **4 341m2**
Units available for sale: **43**
Planned completion: **2028**



Ongoing projects at the end of 2025

The Group's international portfolio comprises of **17** active construction projects, strategically distributed across **8** in Hungary, **6** in Poland, **2** in UK and **1** in Spain as of year-end 2025.

ONGOING PROJECTS AT THE END OF 2025 (4/5)



360° by Cordia
 City: **Mijas**
 Units: **71** NSA: **8 451m2**
 Units available for sale: **59**
 Planned completion: **2028**

The Lampworks
 City: **Birmingham**
 Units: **151** NSA: **8 988m2**
 Units available for sale: **151**
 Planned completion: **2027**



Bradford Works
 City: **Birmingham**
 Units: **54** NSA: **1 353m2**
 Units available for sale: **54**
 Planned completion: **2026**



Ongoing projects at the end of 2025

Country	No. of investments	Number of units	NSA
	#	#	#
Hungary	8	1 287	91 528
Poland	6	703	41 865
Spain	1	71	8 451
UK	2	205	10 341
TOTAL	17	2 266	152 185

PROJECTS COMPLETED IN FY2025

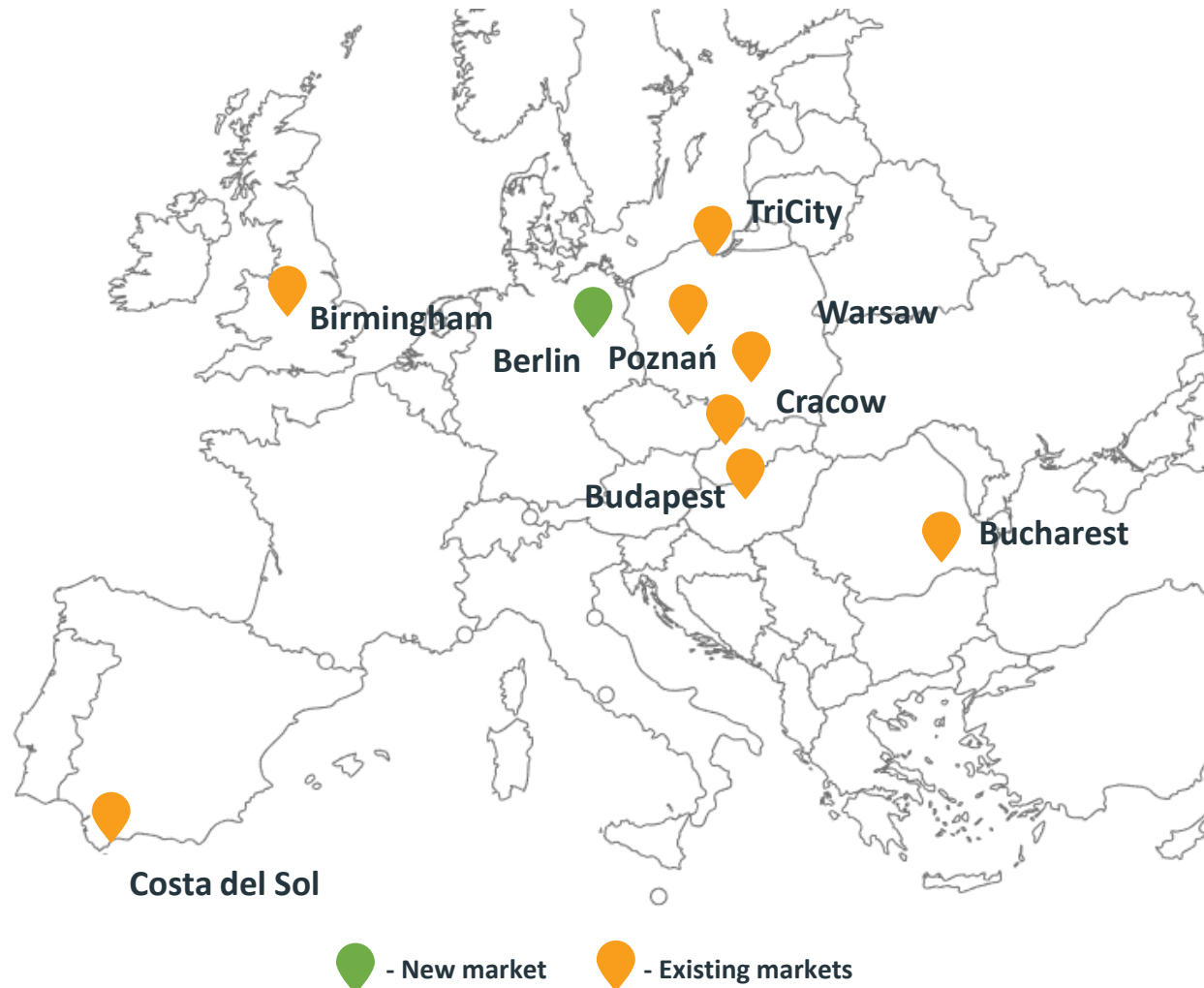


Corvin Next (Futó 5)
City: **Budapest**
Units: **99** NSA: **5 514m2**
Units available for sale: **4**



Woodland I
City: **Budapest**
Units: **257** NSA: **14 502m2**
Units available for sale: **37**

CORDIA is active in nine European agglomerations



Projects under preparation by location

Country	Number of projects*	Number of units	NSA
	#	#	Sqm
Hungary	14	2 970	215 743
Romania	4	1 199	85 177
UK	3	557	33 719
Spain	3	254	37 563
Poland	22	3 037	169 480
TOTAL	46	8 017	541 682

Projects under acquisition by location

Country	Number of projects*	Number of units	NSA
	#	#	sqm
Romania	3	903	65 766
Spain	3	288	35 493
Germany	1	259	7 836
TOTAL	7	1 450	109 095

* Each project phase treated separately

4. CORDIA POLAND OPERATING RESULTS



Handovers & Sales*

153 units delivered

(66% y/y)

287 units sold in 2025

(11% y/y)

Revenue

PLN 168m

of revenue in Poland in 2025

(55% y/y)

Operations

Launch of a new strategic JV project in Wilanów with Korean partner

Stable Gross Margin

PLN 59m

in Poland in 2025

with **35,0% Gross Profit Margin**

Operational expansion

703 ongoing units

8% y/y

with 41 865 NSA

20% y/y

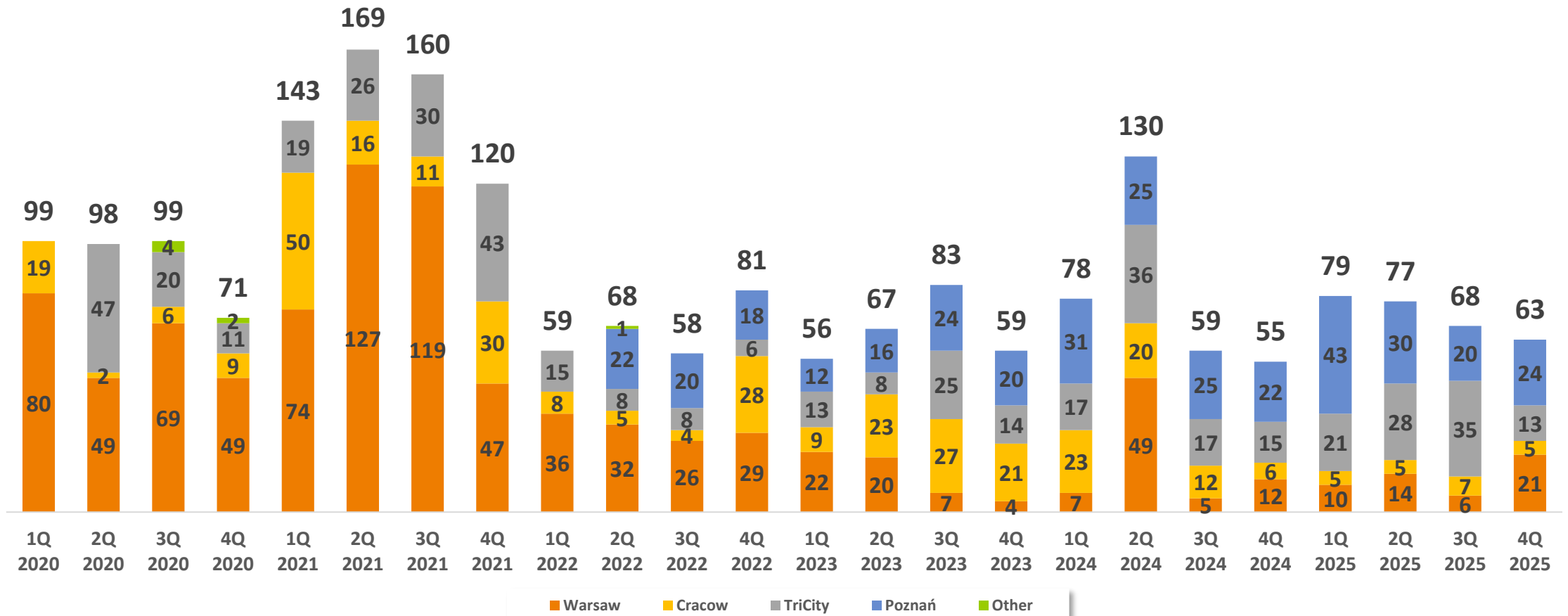
Market improvement

Sales volumes up 4%
Prices up, driven by increasing construction costs

* Including handovers and sales in JVs.

QUARTERLY SALES VOLUMES IN POLAND BY CITY

Cordia sales volumes in Poland show clear recovery trajectory



- Sales volumes stabilizing with visible recovery in 2024–2025, supported by strong Poznań performance
- Sales are well diversified across key Polish cities, reducing concentration risk

POLAND - ONGOING PROJECT AT THE END OF 2025 (5/5)



Craft Zabłocie

City: **Cracow**
Units: **95** NSA: **4 116m2**
Units available for sale : **49**
Completed : **2026**



Haffnera Residence

City: **TriCity**
Units: **133** NSA: **7 949m2**
Units available for sale : **52**
Planned completion: **2026**



Hi Mokotów

City: **Warsaw**
Units: **225** NSA: **12 950m2**
Units available for sale : **150**
Completed : **2026**



Modena 2

City: **Poznan**
Units: **200** NSA: **9 574m2**
Units available for sale : **119**
Planned completion: **2027**



Esencja Wilanów

City: **Warsaw**
Units: **36** NSA: **5 115m2**
Units available for sale : **36**
Planned completion: **2027**



Flatta Wilanów

City: **Warsaw**
Units: **14** NSA: **1 761m2**
Units available for sale : **13**
Planned completion: **2026**

Strategic JV project with Korean partners



JV structure

First residential project of GS E&C in Poland

50/50 equity

Shared capital, reduced risk

Project objective

Deliver pilot residential project

Validate JV cooperation model

Build a scalable platform for future developments

Cordia × GS E&C – Project Wilanów

- High-potential pilot project with scalable JV platform and capital-efficient structure.
- Partner: **GS Engineering & Construction** (South Korea), approximately 25,000 units annually with global presence in Asia.

Located in **Wilanów**, one of Warsaw's most attractive residential districts, benefiting from improving infrastructure and strong demand from affluent buyers. The project comprises **5 515 sqm in 36 residential units** in a low-density, semi-detached housing format. Designed as a proof-of-concept, it combines traditional and **prefabricated** construction to validate scalability for future developments.

SETTLEMENTS IN EARLY 2026

A successful conclusion to a 14-year heritage dispute on 50 PLNm

Background:

Long-standing dispute between the MPWiK and POLNORD S.A. (currently WWA Development)
Concerned ownership and settlement

Key Issue:

The developer financed and build critical infrastructure
Ownership rejected despite the City's usage
Legal basis indicated a paid transfer to the public operator

Settlement Outcome:

PLN 50m settlement agreed in **Feb 2026**
Full ownership transferred to the City
Dispute formally closed

Strategic Impact:

Eliminated long-term legal uncertainty
Clarified infrastructure ownership and responsibility
Removed operational and financial disputes

Successful divestment of Fabryka PERUN site for 41 PLNm

Background:

Ending of long-term dispute (since 2021) with our JV partner, which had prevented the commencement of construction of the project

Key Issue:

A robust transaction price of 6 900 PLN per square meter of PUM was achieved, providing a clear and transparent basis for the total settlement value

Location:

The development is located in Warsaw's Praga district on Grochowska Street

Settlement Outcome:

The finalized agreement in January 2026 carries a total value of **PLN 96.4m**, with **PLN 41.1m** designated for Cordia

Top-quality landbank in all the cities in Poland

Warsaw



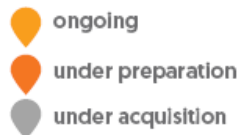
Cracow



Poznań



TriCity



Source: Issuer

- Acquisition pipeline completed, with the Piekary plot in central Poznań successfully acquired in September 2025

- Attractive land portfolio across Cracow, Poznań and the TriCity, situated in prime districts, central locations and desirable coastal areas

- Core landbank concentrated in Warsaw, with Wilanów representing a flagship location given its prime positioning and strong market appeal

Project category	Number of projects*	Number of units	NSA
	#	#	sqm
Ongoing	6	703	41 865
Under preparation	22	3 037	169 480
Under acquisition	0	0	0
TOTAL	28	3 740	211 345

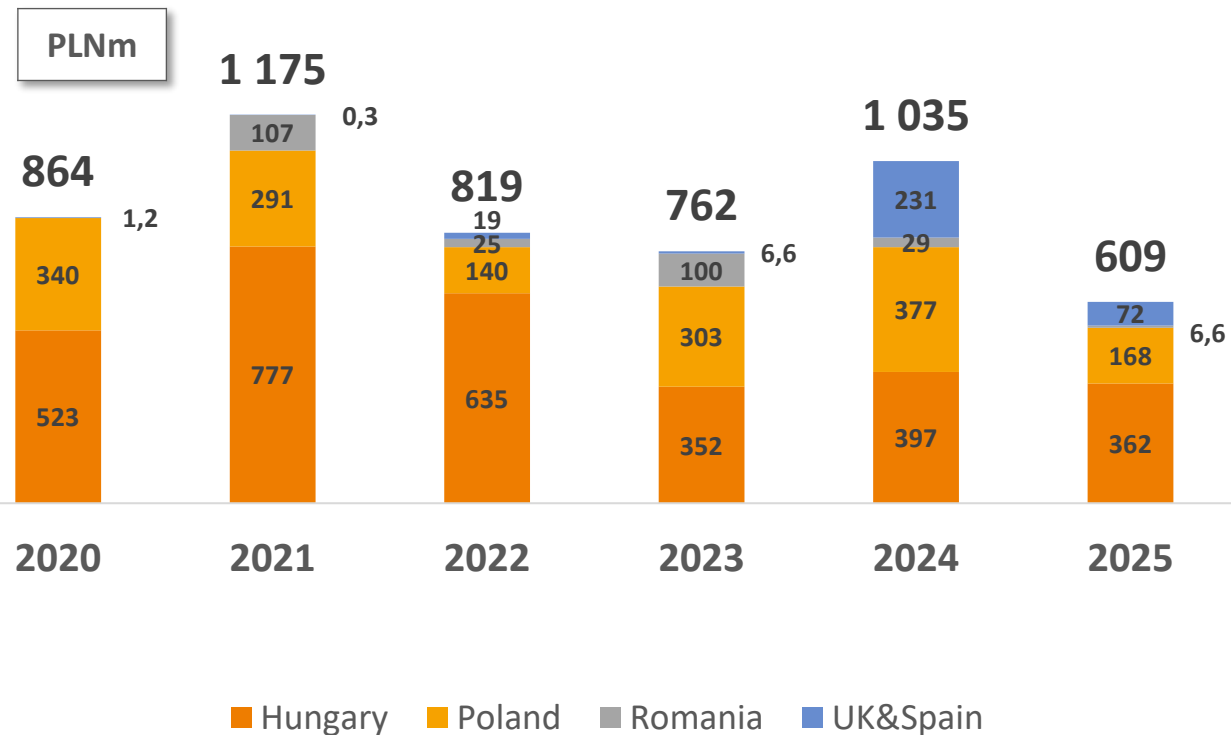
* Each project phase treated separately

5. FINANCIAL OVERVIEW



CORDIA REVENUES IN FY2025

Revenue is driven by a stable performance in the core market



- Hungary – revenue reflects a handover trough driven by low demand in 2022–2023, with the impact mitigated by an increase in average selling prices
- Poland – performance was primarily affected by the project cycle gap, with a temporary lack of major completions scheduled for this period.
- Spain – revenue was constrained by limited inventory following a period of strong absorption (sold-out positions) and waiting for new supply.
- UK – focus on BtR projects currently in the construction phase.

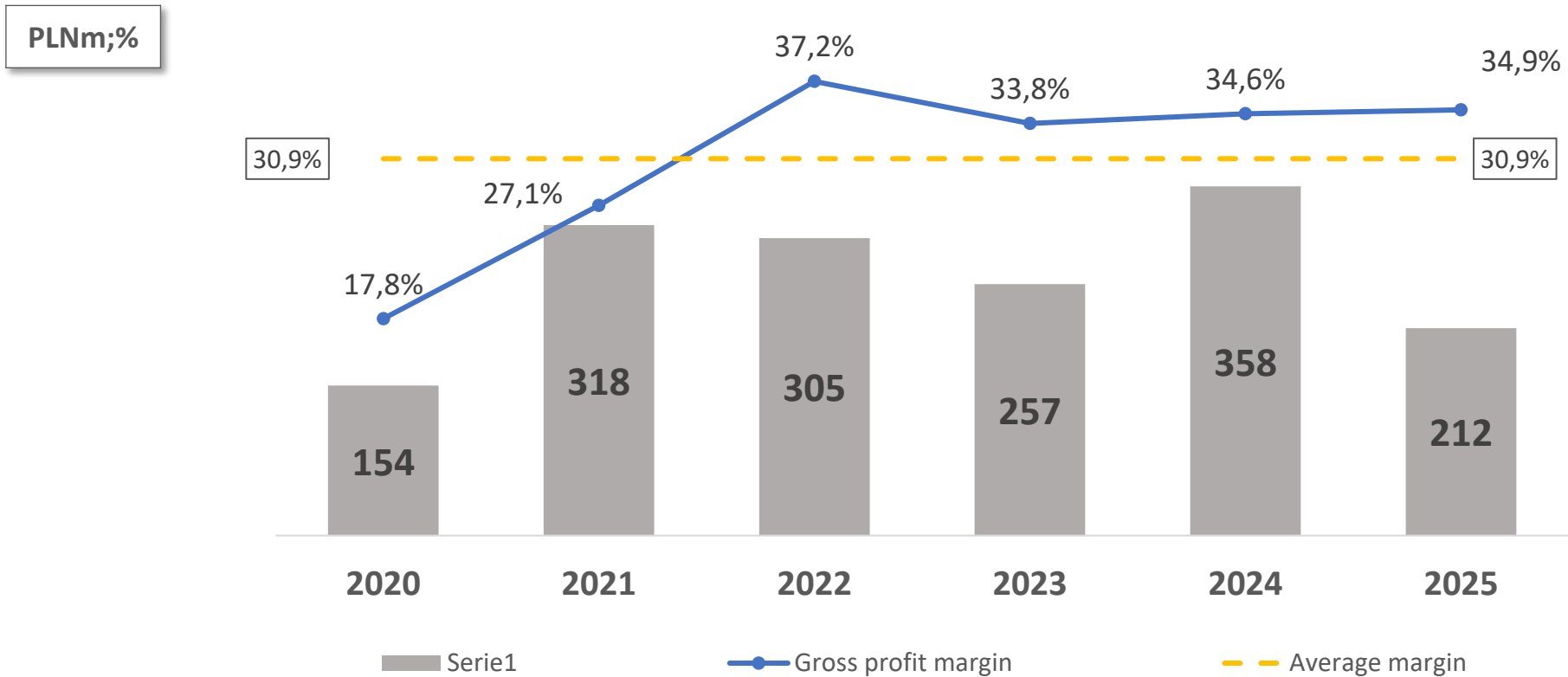
Revenue (PLNm)	2024	2025	Change %
Hungary	397	362	(9%)
Poland	377	168	(55%)
Romania	29	7	(77%)
UK&Spain	231	72	(69%)
CORDIA Group	1 035	609	(41%)

Source: Issuer

Financial Statement data converted at an average exchange rate in the reporting period published by MNB: FY2025: 100 HUF/1,066 PLN; FY2024: 100 HUF/1,089 PLN; FY2023: 100 HUF/1,189 PLN; MNB: FY2022: 100 HUF /1,199 PLN; FY2021: 100 HUF / 1,274 PLN; FY2020: 100 HUF / 1,266 PLN.

CORDIA GROSS PROFIT IN FY2025

Gross margin reached 34.9%, consistently staying well above the long-term 30.9% average

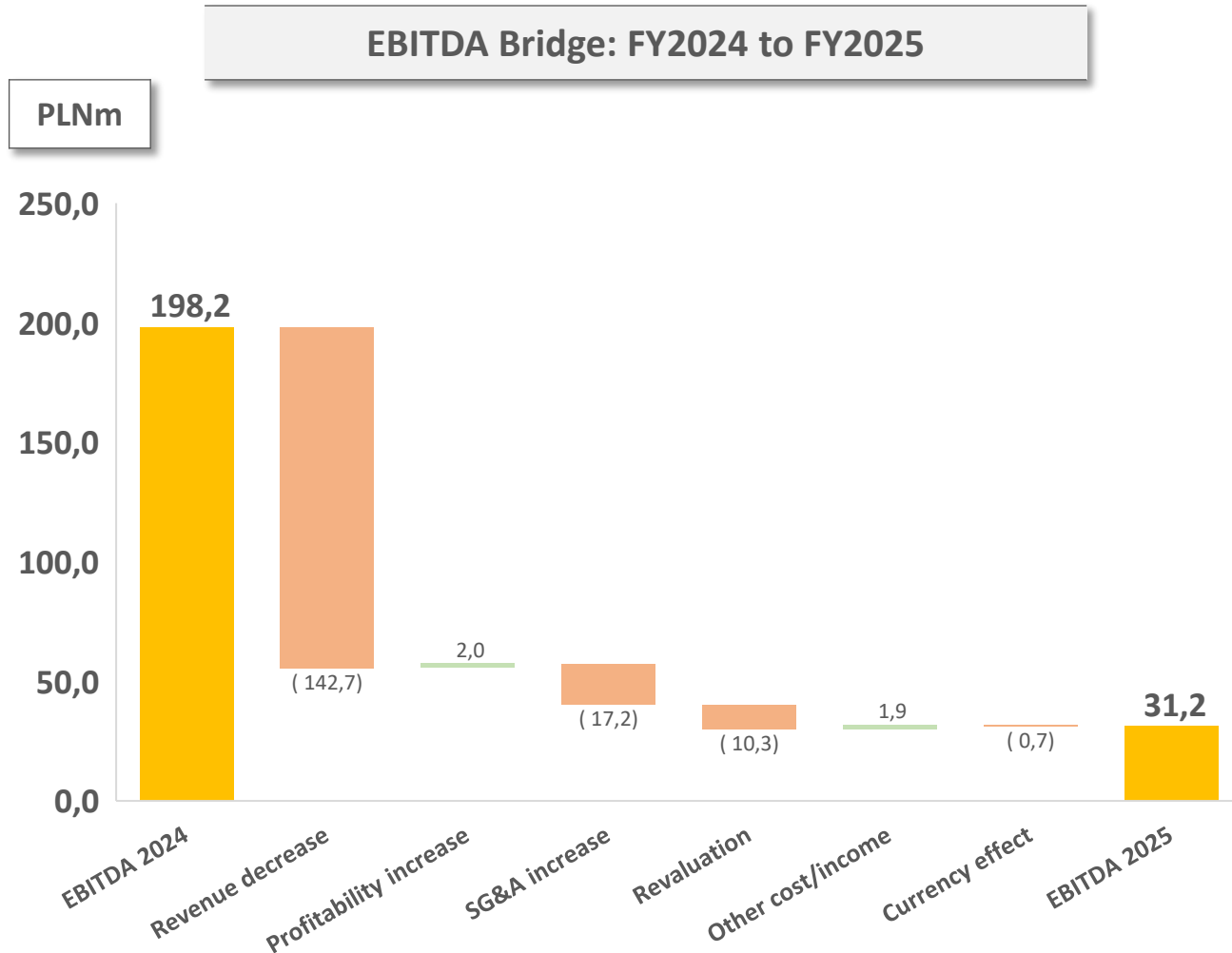


- Despite lower absolute profit due to delivery cycles, the elevated margin reflects strong pricing power and disciplined cost management
- Since 2022, the gross margin has consistently remained above the average margin

Source: Issuer

Financial Statement data converted at an average exchange rate in the reporting period published by MNB:

FY2025: 100 HUF / 1,066 PLN; FY2024: 100 HUF/1,089 PLN; FY2023: 100 HUF/1,189 PLN; FY2022: 100 HUF /1,199 PLN; FY2021: 100 HUF / 1,274 PLN; FY2020: 100 HUF / 1,266 PLN.



FY2025 EBITDA was driven by:

- Profitability increased despite revenue shifts
- Revenue changed is the cyclical nature of real estate handovers, with FY2025 being a transitional year
- SG&A slight increase due to 18% sales growth and operational expansion (**9 new** projects launched)

P&L selected financial data (PLNm)	FY2024	FY2025
Revenue	1 034,9	609,1
Gross profit	357,8	212,5
Operating profit	191,7	24,9
EBITDA	198,2	31,2
Net finance income (expense)	118,4	60,7
Profit before taxation	335,9	85,0
Net profit for the period	300,4	64,1

* Currency effect related to PLN/HUF EBITDA translation

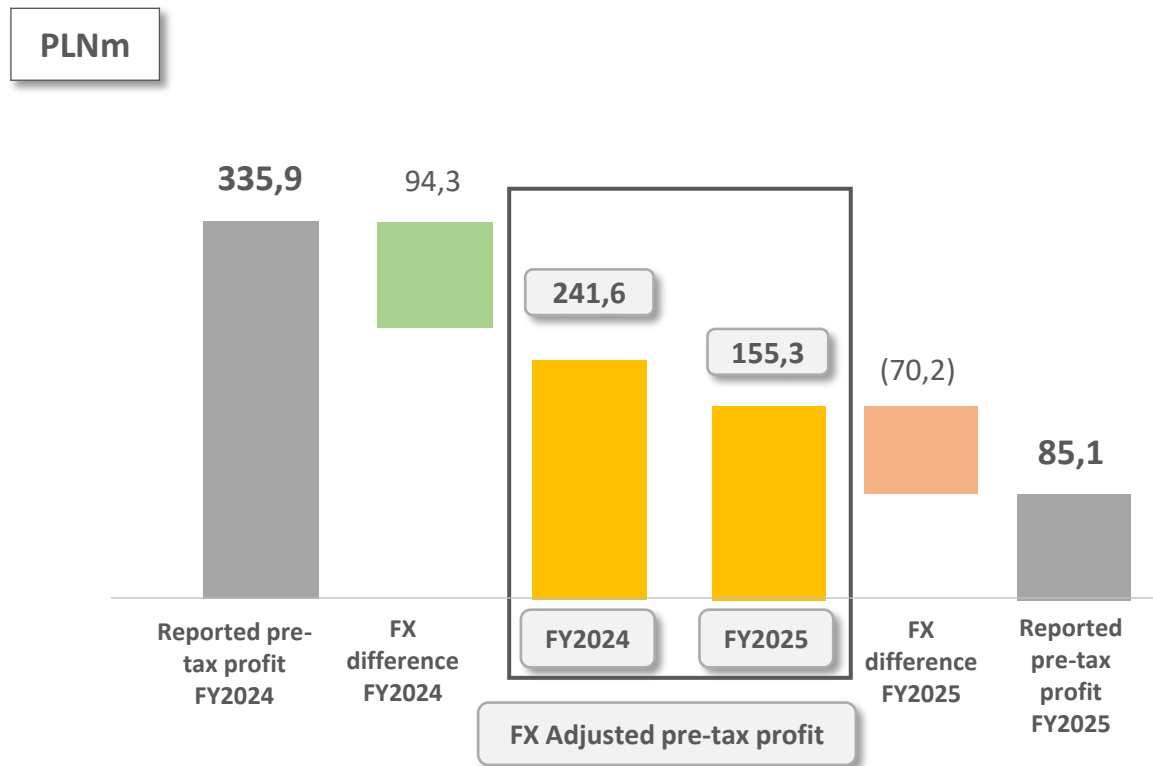
Source: Issuer; EBITDA = EBIT – Depreciation & Amortisation

Financial Statement data converted at an average exchange rate in the reporting period, published by

MNB : FY2025 : 100 HUF /1,066 PLN ; FY2024: 100 HUF/1,089 PLN ;

FX DIFFERENCES INFLUENCE

Adjusted pre-tax profit net of FX differences



- CORDIA remains materially exposed to foreign currencies due to broad operations outside Hungary and FX-denominated assets/liabilities.

In FY2025, reported pre-tax profit was mainly driven by negative FX revaluation effects (70,2 PLNm)


Most of the reported FX differences are unrealised.

P&L pre-tax profit adjustment (PLNm)	FY2024	FY2025
Net Finance Income	245,2	302,2
FX difference	94,3	(70,2)
Other finance income	208,2	271,0
Reported pre-tax profit	335,9	85,1
FX adjusted pre-tax profit	241,6	155,3
Adj. pre-tax profit margin %	23,3%	25,5%

Source: Issuer

Financial Statement data converted at an average exchange rate in the reporting period, published by MNB : FY2025 : 100 HUF /1,066 PLN ; FY2024: 100 HUF/1,089 PLN ;

CORDIA SIMPLIFIED BALANCE SHEET (MANAGERIAL APPROACH)



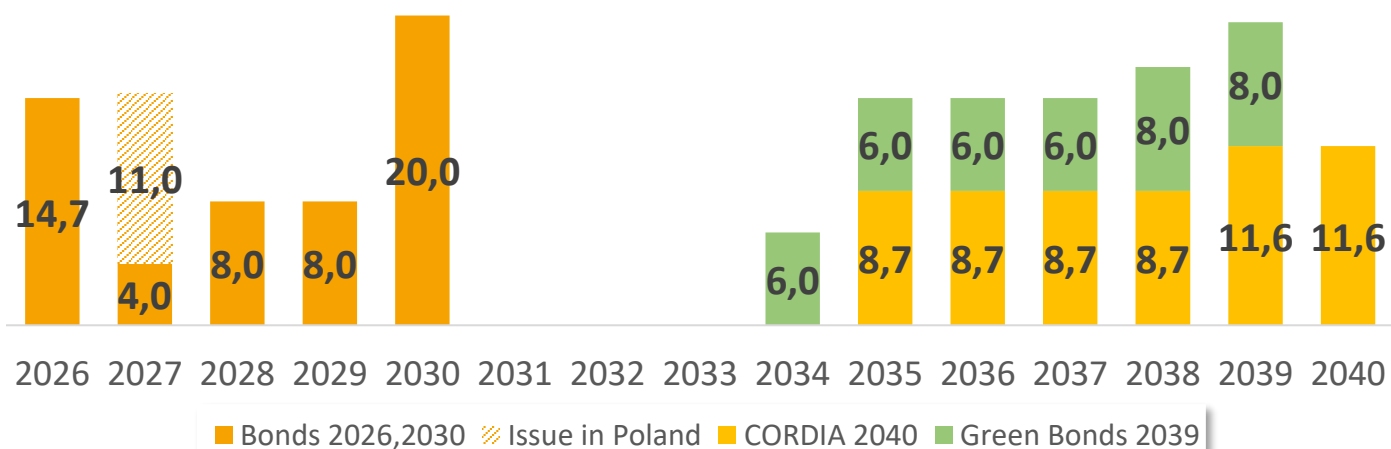
At the end of 2025:

- CORDIA's consolidated assets were **PLN 4 957m**, and net debt accounted for **PLN 49m**.
- CORDIA debt consisted of: **PLN 338m** project bank loans , **PLN 1 814m** bonds and **PLN 21m** of other loans.
- CORDIA's bond liquidity reserve were **PLN 532m**, presented both at the level of non-current & current assets

CORDIA LONG TERM BONDS as the end of 2025

Issue Name	Issue Date	Face Value (HUFm)	Maturity	Coupon	Type of interest	Average Yield	Average sales price
CORDIA 2026/I HUF	07.11.2019	14 667	7y	4%	Fixed	3,82%	100,9%
CORDIA 2030/I HUF	27.07.2020	40 000	10y	3%	Fixed	2,46%	104,3%
Green Bonds 2039/HUF	07.05.2024	40 000	15y	BUBOR6M+ 4%	Floating	-	100%
TOTAL		94 667					
CPF0724/I PLN	18.06.2024	PLN 120,4m	3,5y	WIBOR6M +4,5%	Floating	-	100%
CORDIA 2040/ EUR	17.10.2025	EUR 150,0m	15y	4,3%*	Fixed	4,3%	100%
TOTAL		163 454					

Bonds face value repayment shedule [HUFbn]



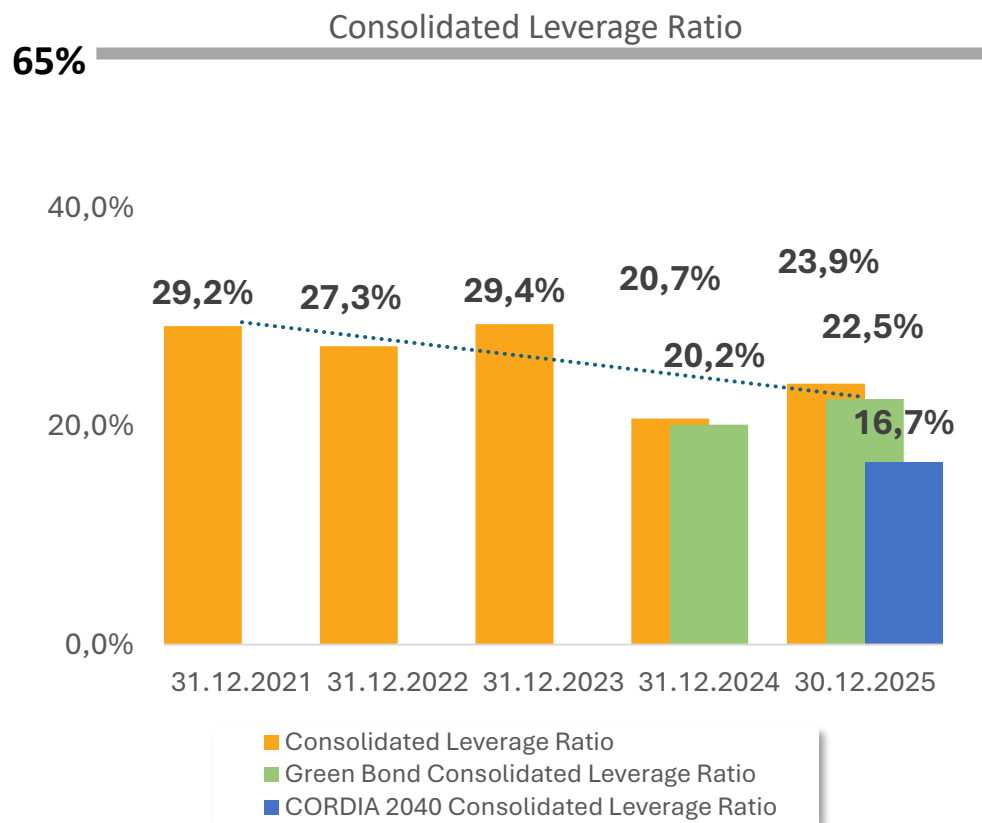
Source: Issuer;

*Coupon plus additional recurring charges as a percentage on the face value of the bond

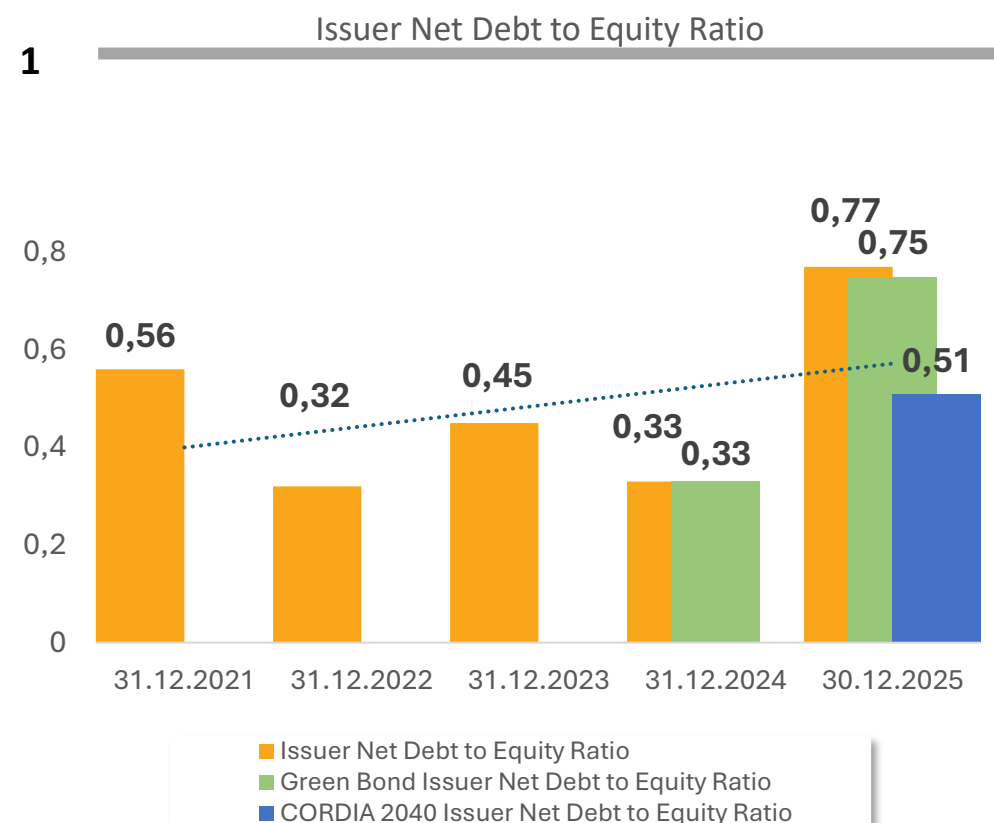
Financial Statement data converted at an average exchange rate published by MNB on the balance-sheet date: 100 HUF / 1,097 PLN

- At the end of 2025, the average weighted coupon on bonds issued was **5,7%**
- During the reporting period, the following bond issues have been amortised /redeemed: CORDIA2026/I – at HUF 14,7bn
- In May 2024, CORDIA issued Green Bonds of HUF 40bn with final redemption payment in 2039. Bonds were privately placed with a dedicated institutional investor under CORDIA's Green Finance Framework.
- Green Bonds 2039 amortisation of 15% of face value since May 2034 until May 2037, and 20% of face value since 2038. Coupon paid semi-annually (May, November). Financial undertakings in line with CORDIA2026 and CORDIA2030.
- In June, Cordia issued the second bond issue (CPF1227/I PLN) in Poland of PLN 120,39m with maturity in December 2027, floating interest at WIBOR 6m + 4,5% margin. Bonds are listed on ATS Catalyst market WSE
- In October 2025, Cordia successfully issued the CORDIA 2040 Bond in Hungary through a private placement, raising EUR 150.0m with a 15-year maturity
- In December 2025, Scope affirmed Cordia's BB- rating and revised Outlook to Stable from Negative. Scope has also affirmed the BB- senior unsecured debt rating.

Bond undertakings remained well within target thresholds, demonstrating high financial stability



Consolidated Leverage Ratio ≤ 65 %



Issuer Net Debt to Equity Ratio ≤ 1

Note: Consolidated Leverage Ratio and Issuer Net Debt to Equity Ratio defined as in the IFRS Condensed Interim Consolidated Financial Information (Note 33)

Source: Issuer

Strategic alignment of investment horizons with bond maturity profiles

Reserves for bond and loan repayments (PLNm)	31.12.2024	31.12.2025
Included in Other long-term financial assets	432,6	907,5
Bond liquidity reserve	265,1	463,7
Long-term bond reserve	167,6	443,8
Included in Other long-term financial assets	-	68,5
Short-term bond liquidity reserve	-	68,5
Restricted cash	53,5	161,7
Cash and cash equivalents	880,8	1 376,1
Total reserves for bond and loan repayments	1 366,8	2 513,8

- **Bond liquidity reserve** – financial assets with intended 1-3 years investment horizon
- **Long-term bond reserve** – financial assets with intended investment horizon beyond 3 years

Asset management constraints for Bond liquidity reserve & Long-term bond reserve :

- underlying investment funds and securities independent of Futureal and Cordia Group
- underlying investment funds managed by third-party fund managers regulated based on OECD countries
- each investment fund – max. of 20% of the portfolio (except for money market funds)
- Each listed security or other financial instrument – max. of 5% of the portfolio (except gov. Bonds of OECD countries)

6. MARKET OUTLOOK & STRATEGY



Challenges

Obtaining building permits
Political uncertainty in HU
Commodity & energy prices

Positives

Real wage growth
Improving demand in PL
Construction start in Romania
Stable economic outlook

Market Outlook

Moderate decrease in HU & stabilisation in other markets
Stable/increasing prices
Available construction capacity at reasonable prices

CORDIA STRATEGY

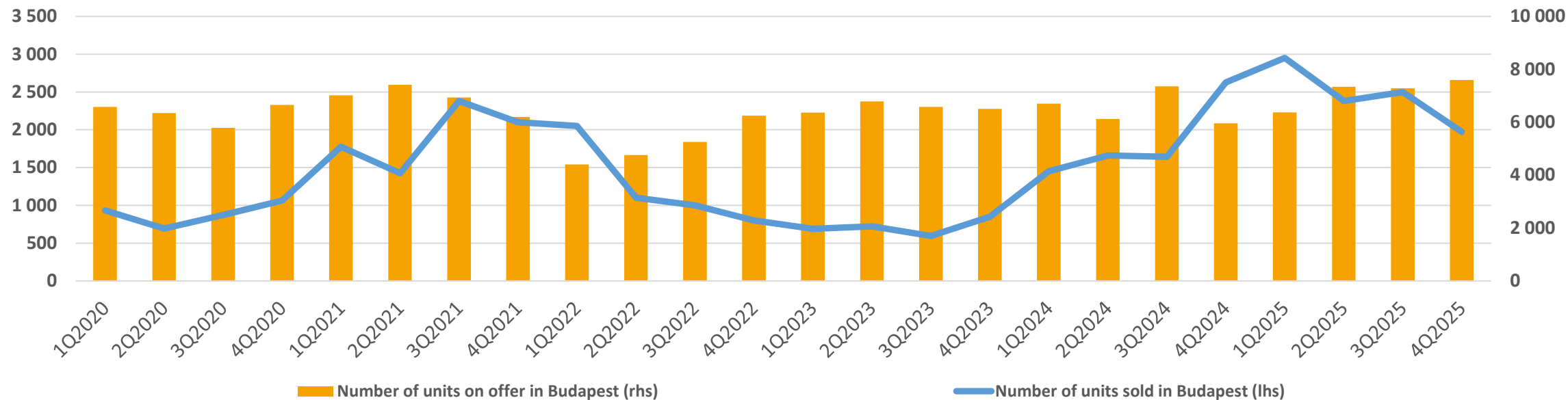
Landbank	Large and cheap	<ul style="list-style-type: none">* 9,5k landbank enough for 7+y pipeline → no need of acquisitions → increased operating CF* low acquisition prices → good future earnings* Renewed focus on land acquisition
Sales	Quality always sells	<ul style="list-style-type: none">* diversification → geography → not dependent on one country or city* high quality projects → good sales even in crisis (e.g. Modena in Poland)* smart sales curve → maximizing price of best units
BTR	Strong rental growth	<ul style="list-style-type: none">* diversification in business line → different risk/return profile than BtS* strong rental growth → declining interest rates → strong potential value creation* strong institutional interest
Construction	No risk of non- completion	<ul style="list-style-type: none">* we start the project with secured bank loan → construction budget is always fully funded* developers who fund projects mainly with client money → risk of not finishing the building in crisis* when building is standing → apartments will sell or building can be refinanced
Cost Management	Maximizing margins	<ul style="list-style-type: none">* we don't start a project without secured margin → limited supply keeps prices high* sales curve in line with construction cost curve → possibility to pass higher cost to higher prices* E-tendering for GCs, large budgets reserves, overhead cost reduction → minimising costs
Financing	No pressure to refinancing	<ul style="list-style-type: none">* long-term bonds, stable financing → no pressure to refinancing* targeting 50m EUR liquidity buffer plus constant 1,5-yr reserve for bond repayments* no reliance on client advances in project financing
Strong Balance Sheet	Hidden reserves	<ul style="list-style-type: none">* inventory on work-in-progress and completed products → historical cost* landbank → historical cost

7. APPENDIX

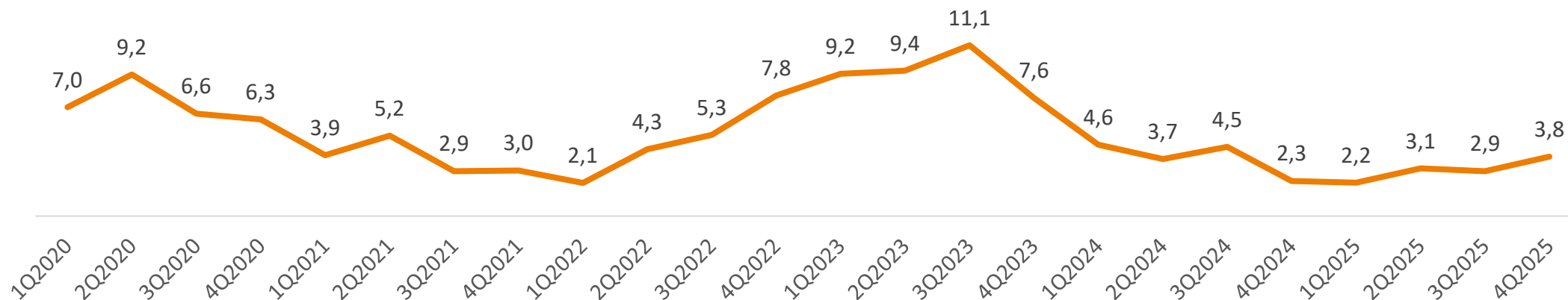


BUDAPEST – OFFER/ QUARTERLY SALES RATIO

New-build apartments market size in Budapest

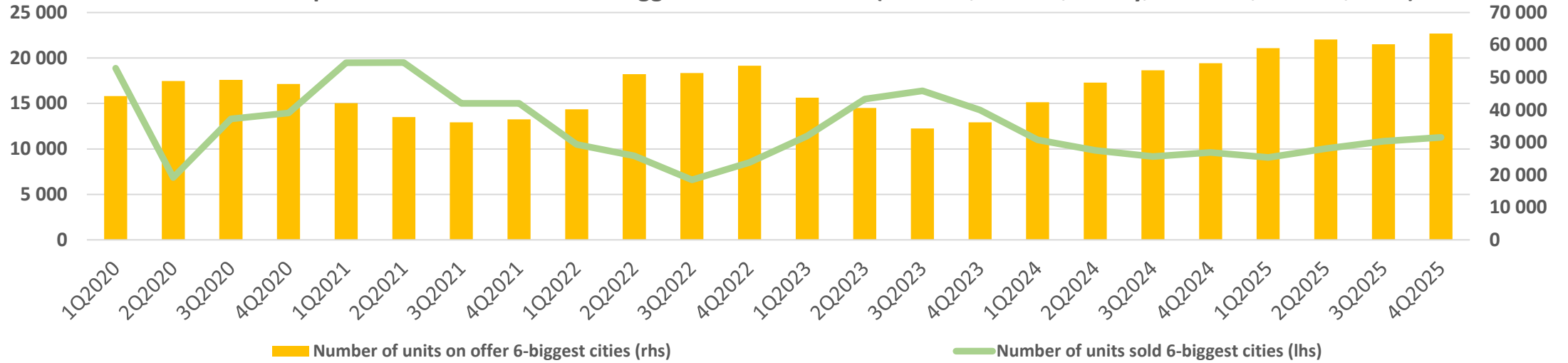


Budapest – offer/quarterly sales ratio

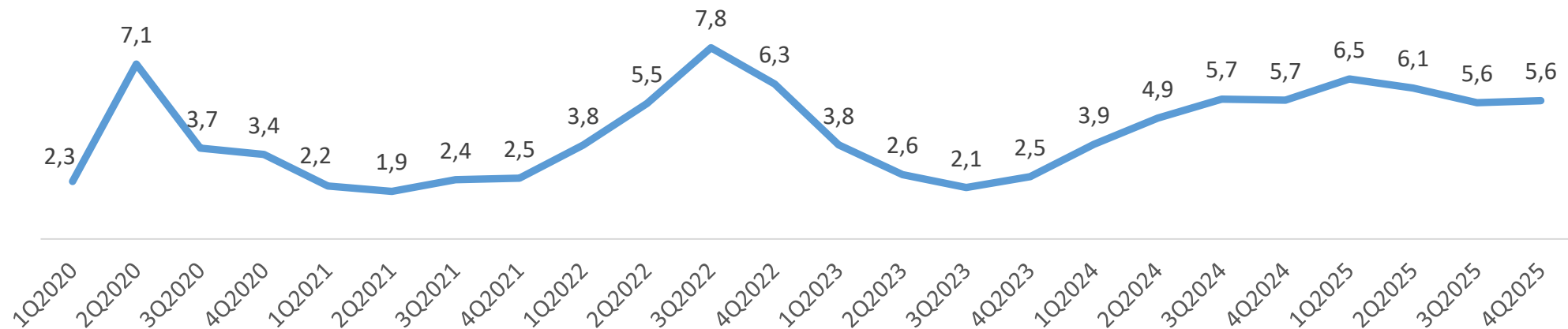


POLAND – OFFER/ QUARTERLY SALES RATIO

New-build apartments market size in 6 biggest cities in Poland (Warsaw, Cracow, TriCity, Wroclaw, Poznan, Lodz)



Poland (6 biggest cities in Poland - Warsaw, Cracow, TriCity, Wroclaw, Poznan, Lodz) – offer/quarterly sales ratio



PROJECTS COMPLETED, FY2025

In FY2025 CORDIA completed the construction of 356 units, with the NSA of 20 016 sqm

Project name	Country	City	Completion	NSA TOTAL	Number of units (residential + commercial)	NSA Available for sale, 31.12.2025	Units Available for sale, 31.12.2025	Units handed over, 31.12.2025
					year	sqm	#	sqm
Corvin Next (Futó 5)	Hungary	Budapest	2025	5 514	99	218	4	94
Woodland I.	Hungary	Budapest	2025	14 502	257	2 408	37	114
TOTAL COMPLETED				20 016	356	2 626	41	208

- Total pre-sale ratio on projects completed in 88%

ONGOING PROJECTS ON SALE at the end of 2025

17 ongoing projects at the end of 2025 for 2 266 units, with the NSA of 152 185 sqm

Project name	Country	City	Planned completion	NSA TOTAL	Number of units (residential + commercial)	NSA Available for sale, 31.12.2025	Units Available for sale, 31.12.2025
			year	sqm	#	Sqm	#
Thermal Zugló 5	Hungary	Budapest	2027	13 324	198	5 173	78
Marina City 1	Hungary	Budapest	2027	14 049	185	4 647	58
Marina City 2	Hungary	Budapest	2028	14 317	188	5 537	70
Marina City 3	Hungary	Budapest	2028	14 428	184	7 491	85
Woodland 2	Hungary	Budapest	2027	15 941	269	8 844	135
Sasad Resort Sky	Hungary	Budapest	2026	9 788	128	2 637	26
Sasad Resort Sungate A	Hungary	Budapest	2028	5 340	74	3 850	51
Sasad Resort Sungate B	Hungary	Budapest	2028	4 341	61	3 340	43
Flatta Wilanów	Poland	Warsaw	2026	1 761	14	1 627	13
Haffnera Residence	Poland	TriCity	2026	7 949	133	3 205	52
Hi Mokotów	Poland	Warsaw	2026	12 950	225	8 224	150
Craft Zabłocie	Poland	Cracow	2026	4 116	95	2 115	49
Modena 2	Poland	Poznan	2027	9 574	200	5 520	119
Esencja Wilanów	Poland	Warsaw	2027	5 515	36	5 515	36
360° by Cordia (Phase 1)	Spain	Mijas	2028	8 451	71	6 864	59
Lampworks	UK	Birmingham	2027	8 988	151	8 988	151
Bradford Works	UK	Birmingham	2026	1 353	54	1 353	54
TOTAL UNDER CONSTRUCTION				152 185	2 266	84 930	1 229

- Total pre-sale ratio excluding BtR projects on ongoing projects at 50%*

FINANCIAL RESULTS REVIEW

Profit and Loss Statement (PLNm)	FY2024	FY2025	% change
Revenue	1 034,9	609,1	① (41%)
Cost of sales	(677,1)	(396,6)	(41%)
Gross profit	357,8	212,5	② (41%)
Selling and marketing expenses	(72,3)	(75,1)	4%
Administrative expenses	(58,4)	(69,7)	③ 19%
Net gain/loss from fair valuation of investment and development properties	3,4	(6,8)	(297%)
Other expenses	(70,6)	(52,3)	④ (26%)
Other income	31,9	16,2	(49%)
Operating profit	191,7	24,9	(87%)
Interest income	37,0	31,2	⑤ (16%)
Other financial income	208,2	271,0	⑥ 30%
Finance income	245,2	302,2	23%
Interest expense	(66,6)	(71,5)	7%
Other financial expense	(60,2)	(170,0)	⑦ 183%
Finance expense	(126,8)	(241,5)	90%
Net finance income/(expense)	118,4	60,7	(49%)
Share of profit/(loss) in associate and joint venture	25,7	(0,5)	(102%)
Profit before taxation	335,9	85,0	(75%)
Current income tax	(29,1)	(23,5)	(19%)
Deferred tax	(6,4)	2,6	(141%)
Income tax expense	(35,4)	(20,9)	(41%)
Profit for the period	300,4	64,1	(79%)

- ① In FY2025, revenue reached PLN 609.1m, primarily driven by low demand in 2022 -2023
- ② Despite lower turnover, Gross Profit at PLN 212.5m demonstrates efficient cost management and high per-unit profitability.
- ③ Total Selling & Administrative expenses grew by 13% (y/y) in HUF vs 11% in PLN, reflecting strong sales units growth of 18% (y/y) and currency translation effects.
- ④ Other expenses decreased by 24% y/y in HUF and by 26% in PLN, respectively, including non-cash inventory write-downs (PLN 30.9m vs 40.4m in FY2024), with the difference driven by FX effects.
- ⑤ Interest income remains stable at PLN 31.2m, generated from the Group's significant cash reserves held in bank deposits, short-term instruments, and government bonds.
- ⑥ Other financial income increased by 33% y/y in HUF and 30% y/y in PLN, reflecting a diversified gain profile, driven by FX forward agreements (PLN 96.7m) and gains from the disinvestment in Argo Properties, including the warrant exercise (PLN 64.4m).
- ⑦ Other financial expenses hit PLN 170.0m, mainly due to PLN 124.1m in mostly unrealised FX losses and PLN 51.9m in bond interest.

Source: Issuer

Financial Statement data converted at an average exchange rate in the reporting period published by MNB: FY2025: 100 HUF/1,066 PLN; MNB: FY2024: 100 HUF /1,089 PLN

BALANCE SHEET – ASSETS

Assets (PLNm)	31.12.2024	31.12.2025	change%
Non-current assets	748,1	1 010,2	35%
Intangible assets	0,5	1,0	87%
Investment properties	61,8	44,3	(28%)
Property plant and equipment	23,8	24,5	3%
Long-term receivables from third parties	9,6	2,3	(76%)
Long-term receivables from related parties	-	24,5	n/a
Investments accounted for using equity method	201,2	2,0	(99%) ①
Deferred tax assets	12,2	-	(100%)
Long-term VAT receivables	4,1	-	(100%)
Other long-term financial assets	434,9	911,0	109% ②
Non-current derivative assets	-	0,64	n/a
Total non-current assets	748,1	1 010,2	35%
Current assets	2 838,3	3 946,0	39%
Inventory	1 738,9	2 132,7	23% ③
Trade and other receivables	12,2	26,4	116%
Short-term receivables from related parties	6,4	4,6	(28%)
Other short-term assets	36,1	37,8	5%
Income tax receivables	56,9	11,3	(80%)
Short-term VAT receivables	23,0	67,2	193%
Restricted cash	53,5	161,7	203%
Other financial assets	30,5	128,2	320% ④
Cash and cash equivalents	880,8	1 376,1	56% ④
Total current assets	2 838,3	3 946,0	39%
Disposal group of assets classified as held for sale	1,0	1,0	(0,2%)
Assets classified as held for sale	1,0	1,0	(0,2%)
Total assets	3 587,4	4 957,2	38%

Source: Issuer

Financial Statement data converted at an average exchange rate published by MNB on the balance-sheet date:
31.12.2025: 100 HUF / 1,097 PLN; 31.12.2024: 100 HUF / 1,042 PLN

① The 99% decrease in associate investments (to PLN 2,0m) marks the successful execution of the Group's exit strategy from Argo Properties N.V. These divestments effectively converted prior years' valuation gains into liquid cash.

② Non-current financial assets reached PLN 911.0m, due to new investments in dedicated Bond reserves.

③ Inventory increased to PLN 2 132.7m, with work-in-progress reaching PLN 1 853.4m, driven by a 100% y/y increase in HUF (110% in PLN) in construction and engineering costs (PLN 701.5m). Concurrently, finished apartments declined by 50% y/y in HUF (47% in PLN) to PLN 168.9m, reflecting strong sales absorption of completed projects and FX effects

④ Short-term liquidity reached a record PLN 1 504.3m, providing the Group with a substantial cash position.

BALANCE SHEET – EQUITY AND LIABILITIES

Equity and liabilities (PLNm)	31.12.2024	31.12.2025	% change
Equity attributable to equity holders of the parent	1 399,1	1 459,2	4%
Non-controlling interests	0,2	0,1	(21%)
Total equity	1 399,2	1 459,3	4%
Net assets attributable to non-controlling investment unit holders	-	321,7	n/a
Non-current liabilities	1 342,0	1 965,6	46%
Loans and borrowings	46,6	254,8	447%
Bonds	1 122,9	1 650,4	47%
Deferred tax liabilities	22,1	7,2	(67%)
Other provision	8,7	9,8	13%
Customer advances	116,8	-	(100%)
Lease liabilities	17,1	14,3	(16%)
Amounts withheld for guarantees	7,7	28,6	271%
Other long-term liabilities	0,2	0,5	151%
Total non-current liabilities (excluding net assets attributable to non-controlling investment unit holders)	1 342,0	1 965,6	46%
Current liabilities	846,2	1 210,5	43%
Trade and other payables	127,8	111,7	(13%)
Bonds	155,1	163,5	5%
Short-term liabilities to related parties	13,0	13,1	1%
Loans and borrowings	15,0	83,1	456%
Customer advances	155,4	444,3	186%
Lease liabilities	278,8	269,1	(3%)
Other tax liabilities	9,5	30,3	220%
Other provision	73,1	83,8	15%
Income tax liabilities	5,3	11,1	108%
Other short-term liabilities	0,02	0,4	15,8x
Current derivative liabilities	13,2	0,3	(98%)
Total current liabilities	846,2	1 210,5	43%
Total liabilities (excluding net assets attributable to non-controlling investment unit holders)	2 188,2	3 176,1	45%
Total liabilities	2 188,2	3 497,9	60%
Total equity and liabilities	3 587,4	4 957,2	38%

Source: Issuer

Financial Statement data converted at an average exchange rate published by MNB on the balance-sheet date: 31.12.2025: 100 HUF / 1,097 PLN; 31.12.2024 100 HUF / 1,042 PLN

① Growth in long-term bonds due to EUR 150m (15y) CORDIA20240 issuance, while short-term levels remain stable following scheduled amortisation of CORDIA2026 and 2030 series. The Group maintains a diversified profile through Green and Polish Series B obligations.

② The Group attracted PLN 321.7m in external capital through consolidated investment sub-funds (Cordia Global 29 and NLTP). This capital-efficient structure enables large-scale project execution with third-party equity, while the capped return mechanism ensures that Cordia captures all additional upside and retains total operational oversight.

③ Customer advances increased to PLN 444.3m (+55% y/y in HUF; +63% y/y in PLN), driven by PLN 272.2m of new customer prepayments on the Group's projects and FX effects.

④ Bank loans increased to PLN 337.9m, driven by PLN 455.6m in new drawdowns during 2025. These facilities are duration-matched to project cycles (maturing 2026–2030) and secured by the underlying inventory, ensuring efficient leverage for the current unit pipeline.

CASH FLOW STATEMENT

Cash flow statement (PLNm)	FY2024	FY2025
Net cash from/(used in) operating activities	299,6	(272,2) ①
Cash flows from/(used in) investing activities	(167,6)	(248,5) ②
Cash flows from/(used in) financing activities	234,9	957,3 ③
Net change in cash and cash equivalents	366,9	436,6
Cash and cash equivalents at end of the period	880,8	1 376,1

① The negative operating cash flow of PLN 272.2m reflects the Group's transition into an intensive construction cycle. This is primarily driven by a significant PLN 323.3m increase in Inventory (Work in Progress).

② Net cash used in investing activities was mainly driven by PLN 663.7m of investments in financial assets, partly offset by PLN 389.4m of proceeds from asset disposals and PLN 25.9m from the disposal of an associate.

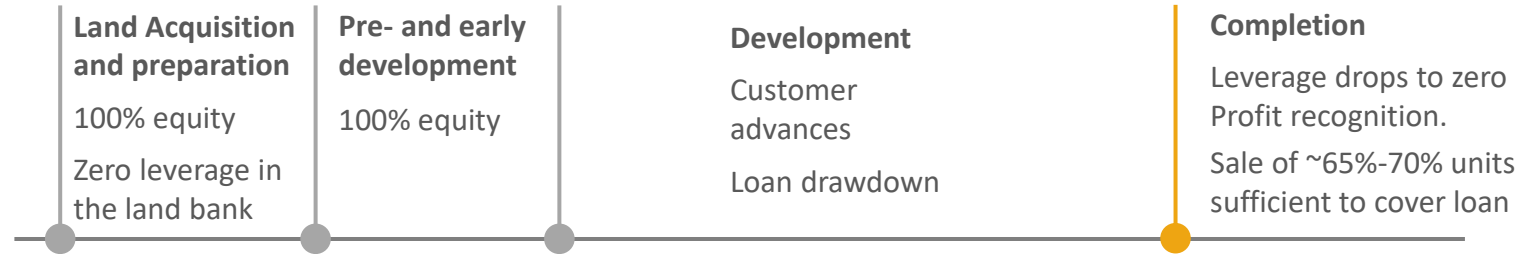
③ Record financing cash flow of PLN 957.3m, driven by the PLN 623.4m bond issuance (FDI1 2040) and a PLN 306.9m inflow from external co-investors. This substantial capital injection, alongside net bank drawdowns, resulted in a record-high cash position of PLN 1 376.1m at year-end.

Source: Issuer

Financial Statement data converted at an average exchange rate in the reporting period published by MNB:
 31.12.2025: FY2025: 100 HUF/1,066 PLN; MNB: FY2024: 100 HUF /1,089 PLN; EOY 31.12.2025: 100 HUF / 1,097 PLN; 31.12 2024: 100 HUF / 1,042 PLN

DIFFERENCIES IN PROJECT FINANCING AND SALES REGULATIONS DRIVES SPV'S DEBT

TOTAL PROJECT LOANS BALANCE
in SPV's eoy2025
PLN 359,1m
 (PLN 61,5m eoy 2024)

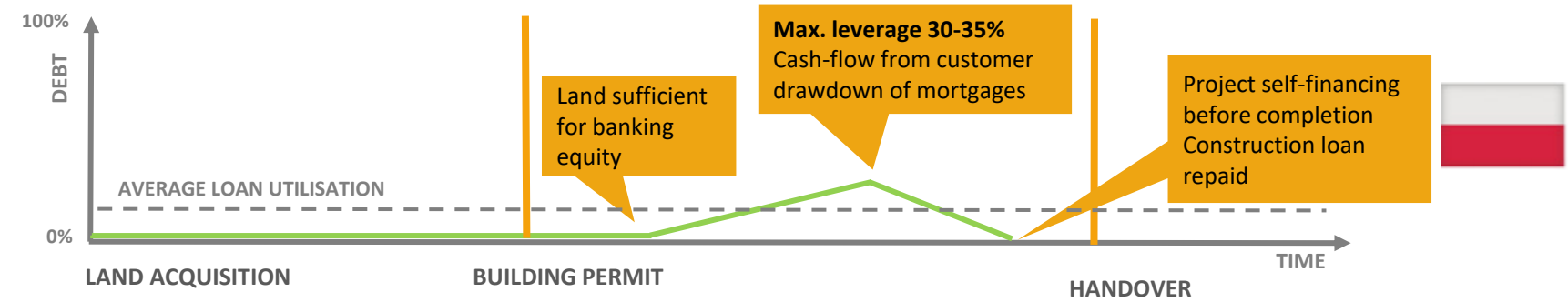
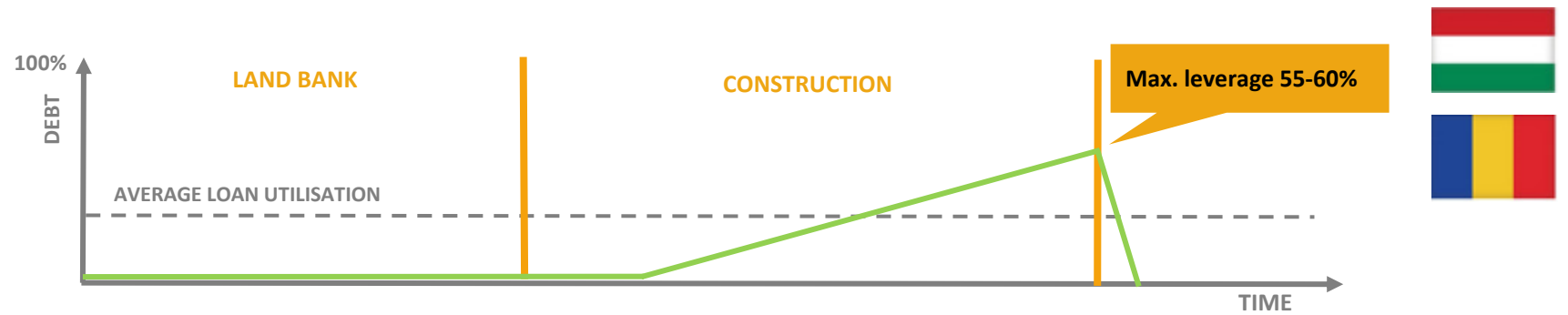


HUNGARY
PLN 252,5m

POLAND
PLN 98,0m

UK
PLN 8,6m

SPAIN
PLN 0m



An architectural rendering of a modern residential complex. The scene is dominated by a large, semi-transparent yellow rectangular overlay in the center. Behind this overlay, a multi-story building with a mix of grey, white, and reddish-brown facades is visible. The building features balconies and large windows. In the foreground, a vibrant, landscaped courtyard is shown. It includes paved walkways, green lawns, various trees, and colorful flower beds. Several people are depicted in the courtyard, engaged in leisure activities: a couple in the lower left, a person on a bicycle, a person jumping, and others walking or sitting. The sky is a clear, bright blue with a few wispy white clouds. The overall atmosphere is bright, sunny, and modern.

CORDIA
Member of Futureal Group